


Investing in the Future
**Why NASDAQ,
Why Now?**



PACER ETFs

877-337-0500 ■ www.pacernetfs.com

Not FDIC Insured

May Lose Value

Not Bank Guaranteed

Why NASDAQ?

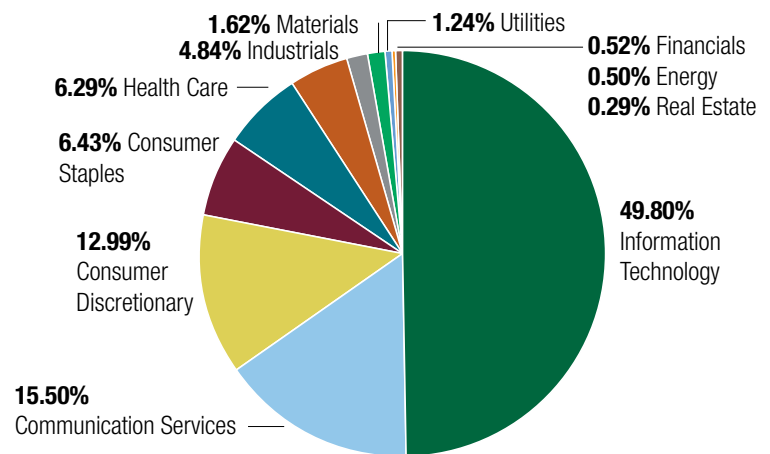
The NASDAQ-100[®] Index (NDX) is a market-capitalization weighted index comprised of 100 of the most innovative and rapidly expanding non-financial companies.

Benefiting from positive movements in technology and health care sectors, the NASDAQ-100[®] has outperformed other indexes across multiple time periods.

Why Now?

The NASDAQ-100[®] offers exposure to rapidly growing industries including technology, consumer discretionary, and health care.

NASDAQ-100[®] Index Sector Breakdown as of 3/31/24



Source: FactSet, NASDAQ

NASDAQ-100[®] Top 10 Holdings (%) as of 3/31/24

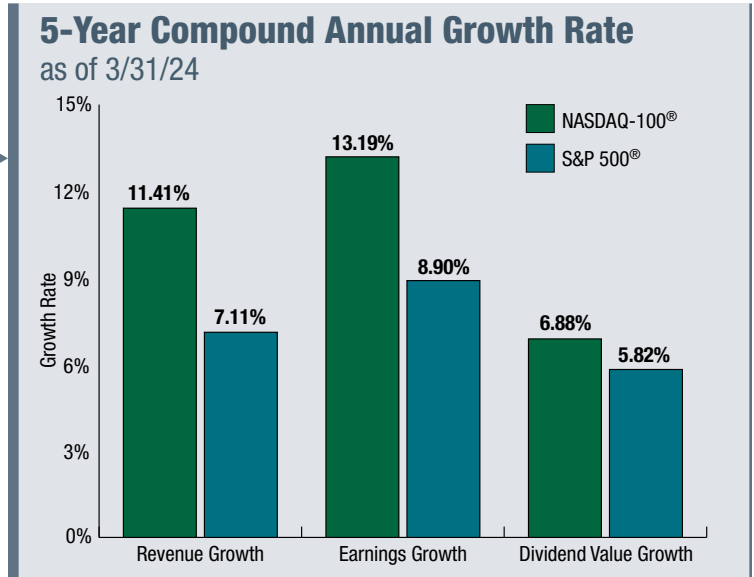
Ticker	Holding	Weight
MSFT	Microsoft Corporation	8.75
AAPL	Apple Inc.	7.41
NVDA	NVIDIA Corporation	6.32
AMZN	Amazon.com, Inc.	5.25
META	Meta Platforms Inc Class A	4.76
AVGO	Broadcom Inc.	4.44
GOOGL	Alphabet Inc. Class A	2.49
GOOG	Alphabet Inc. Class C	2.42
TSLA	Tesla, Inc.	2.37
COST	Costco Wholesale Corporation	2.35
Total		46.57

Source: FactSet

The Symbol of the New Economy

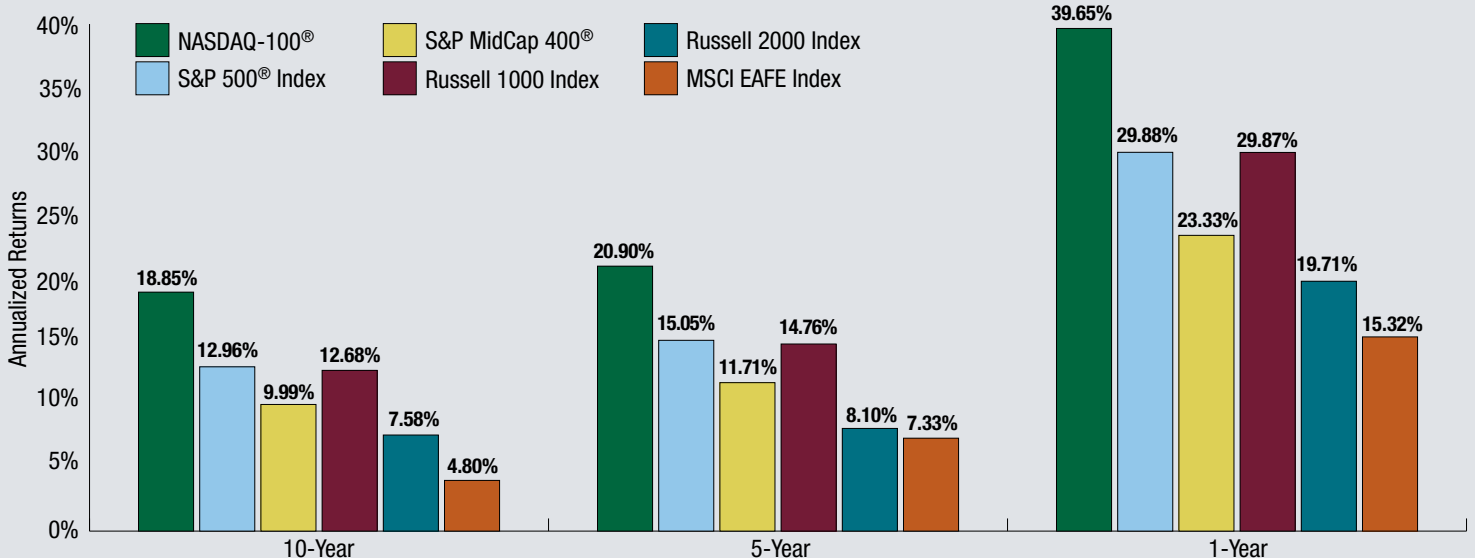
Earnings of companies included in the NASDAQ-100® have grown, showing maturation of the companies as they increase revenues, but reduce cost.

The NASDAQ-100® outperforms other major indexes in 1-, 5- and 10-year annualized returns.



Source: FactSet, Bloomberg

Annualized Returns – as of 3/31/24



Source: Bloomberg. **PAST PERFORMANCE IS NOT INDICATIVE OF FUTURE RESULTS. YOU CANNOT INVEST DIRECTLY IN AN INDEX.**

The NASDAQ-100® reached its all-time high of 22,016.66 on March 22, 2024. The Index is concentrated in 3 sectors with about 80% of its members categorized as information technology, communication services, and consumer discretionary. The NASDAQ-100®'s top three holdings, Apple, Microsoft, and NVIDIA, represent more than 20% of the Index's weight.

- **Technology**

Though volatility is common of the tech sector, technology stocks are booming with the growth of the cloud industry. Demand is high for cloud-based services as companies from all sectors benefit from the accessibility they create.

- **Communication Services**

From search engines and social media to streaming and gaming, companies in this sector enable us to learn, work, and play together. Communication Services represent the current pinnacle of the "New Economy," and have grown phenomenally and developed their own economic moats.

- **E-Commerce**

E-commerce is expanding beyond its early adopters of online retailers and is poised to grow. Business-to-business companies recognize the importance of e-commerce capabilities in their practice and continue to develop these technologies.

Speak with your financial advisor today about how to incorporate the NASDAQ-100® into your portfolio using the Pacer Trendpilot® 100 ETF (PTNQ).

For more information, visit www.paceretfs.com.

Before investing you should carefully consider the Fund's investment objectives, risks, charges, and expenses. This and other information is in the prospectus. A copy may be obtained by visiting www.paceretfs.com or calling 1-877-337-0500. Please read the prospectus carefully before investing.

An investment in the Funds is subject to investment risk, including the possible loss of principal. Pacer ETF shares may be bought and sold on an exchange through a brokerage account. Brokerage commissions and ETF expenses will reduce investment returns. There can be no assurance that an active trading market for ETF shares will be developed or maintained. The risks associated with this fund are detailed in the prospectus and could include factors such as calculation methodology risk, concentration risk, equity market risk, ETF risks, fixed income risk, government obligations risk, large-capitalization investing risk, non-diversification risk, passive investment risk, sector risk, tracking risk, trend lag risk, and/or special risks of exchange traded funds.

This document does not take into account any investor's particular investment objectives, strategies, tax status, or investment horizon. Please consult with your financial advisor and tax advisor before investing. This is neither a solicitation, nor an offer to buy any interest in any of our offerings.

The Pacer NASDAQ-100® Trendpilot® Index is co-owned by Index Design Group, LLC and Nasdaq, Inc. (which with its affiliates is referred to as the "Corporations"). The NASDAQ-100 is a registered trademark of the Corporations and is licensed for use by Index Design Group, LLC. The Product(s) are not issued, endorsed, sold, or promoted by the Corporations. The Corporations make no warranties and bear no liability with respect to the product(s).

Cover photo © Copyright 2014, The NASDAQ OMX Group, Inc.

S&P 500® Index measures the performance of the large capitalization sector of the U.S. equity market and is considered one of the best representations of the domestic economy. Utilizing a market-cap weighting structure, this index invests in the 500 largest U.S. firms.

S&P MidCap 400® Index measures the performance of the mid capitalization sector of the U.S. equity market.

Russell 1000 Index is capitalization-weighted and consists of the 1000 largest companies domiciled in the U.S. and its territories.

Russell 2000 Index measures the performance of the small-cap segment of the U.S. equity universe and is comprised of the smallest 2000 companies in the Russell 3000 Index, representing approximately 10% of the total market capitalization of that Index.

MSCI EAFE Index measures the performance of equity markets in European, Australasian, and Far Eastern markets.

Source: ETF Database

Trendpilot® is a registered trademark of Index Design Group, LLC.


© 2024, Pacer Financial, Inc., All rights reserved.

Distributor: Pacer Financial, Inc., member FINRA, SIPC, an affiliate of Pacer Advisors, Inc.

NOT FDIC INSURED | MAY LOSE VALUE | NOT BANK GUARANTEED

PCR150630_GEWNDQ

3/31/24



PACER ETFs

877-337-0500 ▪ www.paceretfs.com