

A Powerful Alternative
Why REITs?



PACER ETFs

877-337-0500 ▪ www.paceretfs.com

Not FDIC Insured

May Lose Value

Not Bank Guaranteed

What Are REITs?

Publicly traded real estate investment trusts (REITs) are corporations that own or manage a collection of real estate properties. Publicly traded REITs are traded like stocks in the market, offering investors greater liquidity over traditional private real estate.

Publicly traded real estate may offer investors:

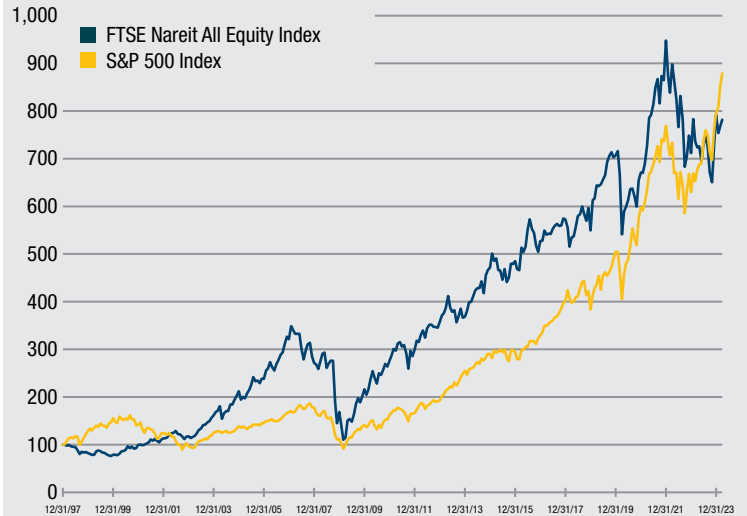
- 1 Long-term capital appreciation
- 2 Diversification & liquidity
- 3 Dividend income

Why REITs?

Capital Appreciation

REITs have outperformed the S&P 500® for the majority of the last 20+ years.

REITs vs. Equities (12/31/97 - 3/31/24)



Source: Bloomberg

Annualized Average Returns (12/31/97 - 3/31/24)

FTSE Nareit All Equity Index	S&P 500 Index
8.15%	8.63%

Past performance is not indicative of future results. You cannot invest in an index.

Diversification

Real estate is non-correlated to the market and may act as alternative during equity bear markets.



Liquidity

Publicly traded REITs are more liquid than their counterparts because they are traded just like equities in the stock market.



Public vs Private Real Estate

Liquid
Lower Fees
Professional Management

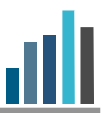


Illiquid
Higher Fees



Dividends

Due to the unique tax structure of REITs, investors historically have a higher potential for consistent dividends, although they are not guaranteed.



Not All Real Estate Is Created Equal

As the digital world continues to rapidly develop along with ever changing consumer shopping habits, certain sectors in the real estate industry may be poised to benefit:



Data and Infrastructure

5G is coming, along with artificial intelligence and autonomous vehicles. In order for these revolutionary technologies to function properly, the proper real estate must be in place with **data centers** and **cell towers**.

5G

5G is expected to contribute over 1.5 trillion U.S. dollars to gross domestic product (GDP) in the United States (U.S.) from 2021 to 2025. The use of 5G will drive around 251 billion U.S. dollars of growth in that time.¹

\$142 Billion

Data center infrastructure market size is projected to grow from \$94.56 billion in 2019 to USD \$142.31 billion by 2027, a Compound Annual Growth Rate (CAGR) of 5.5% during the forecast period.²

\$326 Billion

Expected \$326 Billion increase in infrastructure spending for 5G by 2025.³



Industrials

Every year, more and more consumer spending is allocated towards e-commerce. For packages to show up on your door step in 2 days or less, **industrial warehouses** must be built out extensively across the entire country.

200 Million Square Feet

As much as 200 million sq. feet of additional e-commerce dedicated logistics space will be required globally over the next five years to support the growth of internet sales.⁴

\$1.5 Trillion E-commerce Revenue

E-commerce revenue in the United States was roughly \$910 billion U.S. dollars in 2023. Statista Outlook forecasts that by 2028, online shopping revenue in the U.S. will exceed \$1.5 trillion dollars.⁵

23% Increase by 2027

E-commerce's share of total retail sales is expected to rise from 19.5% in 2023 to 23% in 2027.⁶

Get More Out of Your Real Estate Exposure

Real estate is considered a key asset class and an important piece of a diversified portfolio. Now, with the Pacer Real Estate ETFs, investors can gain exposure to the specific real estate sectors mentioned above.

Data and Infrastructure



Industrials



Exposure to these sectors may offer investors unique benefits compared to broad based indexes, however, unique supply and demand risk factors are associated with each sector.

Data and Infrastructure Sources: ⁽¹⁾Accenture, February 2021 ⁽²⁾Fortune Business Insights, July 2022 ⁽³⁾Moor Insights & Strategy

Industrial Sources: ⁽⁴⁾CBRE Research, <https://www.cbre.com/insights/reports/global-e-commerce-outlook-2022> ⁽⁵⁾Statista, (December 7, 2023). Revenue of the e-commerce industry in the U.S. 2018-2028 (in billion U.S. dollars) [Graph]. In Statista. Retrieved January 12, 2024, from <https://www.statista.com/statistics/272391/us-retail-e-commerce-sales-forecast/> ⁽⁶⁾eMarketer (@eMarketer), (August 11, 2023). E-commerce as percentage of total retail sales worldwide from 2015 to 2027 [Graph]. In Statista. Retrieved January 12, 2024, from <https://www.statista.com/statistics/534123/e-commerce-share-of-retail-sales-worldwide/>

The strategies discussed are for educational purposes and are not a recommendation, offer or solicitation to buy or sell any securities or to adopt any investment strategy. There is no guarantee that any strategy will be effective.

Speak with your financial advisor today about how to incorporate REITs into your portfolio using the Pacer Real Estate ETFs (SRVR, INDS).

For more information, visit www.paceretfs.com.

Before investing you should carefully consider the Fund's investment objectives, risks, charges, and expenses. This and other information is in the prospectus. A copy may be obtained by visiting www.paceretfs.com or calling 1-877-337-0500. Please read the prospectus carefully before investing.

An investment in the Funds is subject to investment risk, including the possible loss of principal. Pacer ETF shares may be bought and sold on an exchange through a brokerage account. Brokerage commissions and ETF expenses will reduce investment returns. There can be no assurance that an active trading market for ETF shares will be developed or maintained. The risks associated with this fund are detailed in the prospectus and could include factors such as calculation methodology risk, concentration in real estate risk, currency exchange rate risk, equity market risk, ETF risks, foreign securities risk, geographic concentration risk, international operations risk, large and mid-capitalization investing risk, non-diversification risk, passive investment risk, real estate companies risk, REIT investment risk, small-capitalization companies risk, tax risk, tracking risk, and/or special risks of exchange traded funds.

Risks of Investing in the Data & Infrastructure Real Estate Sector.

Companies in the Data & Infrastructure Real Estate sector may be affected by unique supply and demand factors that do not apply to other real estate sectors, such as changes in demand for communications infrastructure, consolidation of tower sites, new technologies that may affect demand for communications towers, and changes in demand for wireless infrastructure and wireless connectivity.

Risks of Investing in the Industrial Real Estate Sector.

Companies in the Industrial Real Estate sector may be affected by unique supply and demand factors that do not apply to other real estate sectors. For example, industrial real estate may be more susceptible to changes in interest rates, macroeconomic trends, government regulation, and tax regulation than other real estate sectors. Industrial real estate may also be concentrated in logistics-related industries, which could expose industrial real estate companies to the risks of a downturn affecting logistics companies.

The strategies discussed are for educational purposes and are not a recommendation, offer or solicitation to buy or sell any securities or to adopt any investment strategy. There is no guarantee that any strategy will be effective.

Solactive AG ("Solactive") is the licensor of the Solactive GPR Data & Infrastructure Real Estate Index and the Solactive GPR Industrial Real Estate Index (the "Indices"). The financial instruments that are based on the Indices are not sponsored, endorsed, promoted or sold by Solactive in any way and Solactive makes no express or implied representation, guarantee or assurance with regard to: (a) the advisability in investing in the financial instruments; (b) the quality, accuracy and/or completeness of the Index; and/or (c) the results obtained or to be obtained by any person or entity from the use of the Index. Solactive reserves the right to change the methods of calculation or publication with respect to the Index. Solactive shall not be liable for any damages suffered or incurred as a result of the use (or inability to use) of the Index.

On November 1, 2022 The INDS Index's underlying index changed to the Solactive GPR Industrial Real Estate Index and the SRVR Index's underlying index changed to the Solactive GPR Data & Infrastructure Real Estate Index.

This document does not take into account any investor's particular investment objectives, strategies, tax status, or investment horizon. Please consult with your financial advisor and tax advisor before investing.


© 2024, Pacer Financial, Inc., All rights reserved.

Distributor: Pacer Financial, Inc., member FINRA, SIPC, an affiliate of Pacer Advisors, Inc.

NOT FDIC INSURED | MAY LOSE VALUE | NOT BANK GUARANTEED

PCR181130_REITB

3/31/24



PACER ETFs

877-337-0500 ▪ www.paceretfs.com