


In Focus

Global Supply Chain & Logistics



PACER ETFs

877-337-0500 ■ www.paceretfs.com

Not FDIC Insured

May Lose Value

Not Bank Guaranteed

The State of Global Supply Chains and Logistics

In today's world, technology has made it easier than ever to order goods with one click. Consumers and businesses are demanding to get their goods faster - even as fast as same day.

This, along with other things like Covid and worker shortages, has caused immense pressure on the supply chain and has sparked a rapid change across the industry.

Chart Source: Statista, APQC, January 2022

The Supply Chain

In order for the global supply chain to function efficiently, there needs to be a strong network between a company and its suppliers to manufacture or produce, then deliver their goods to the end customer.

Transportation

Transportation in a supply chain refers to the movement of products from one location to another.



Ocean/Air



Rail Freight



Trucking



Courier Services

Logistics

Supply chain logistics is the network of transportation, warehousing and inventory.

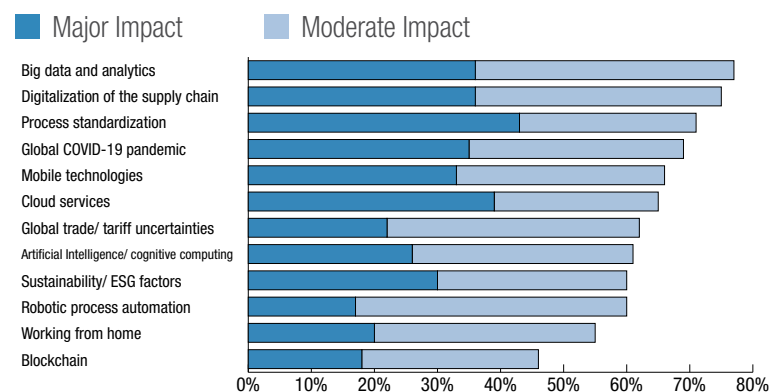


- Process starts at a factory, or multiple factories, where the goods are supplied, assembled, and stored.
- Product is shipped via plane, boat or trains and this process is supported through logistics software.
- Intralogistics help to increase efficiency in storing and handling goods and materials.
- The last mile delivery – goods are delivered to your door by various courier services.

Inventory management/ transportation logistics can be complex due to the supply chain. Take Apple for example, each part needed for an iPhone is manufactured in a different company across the globe. Each piece must then be transported to China where it is then assembled.

Leading trends anticipated to impact supply chains by 2025

Supply chain firms' potential disruptive technologies 2025

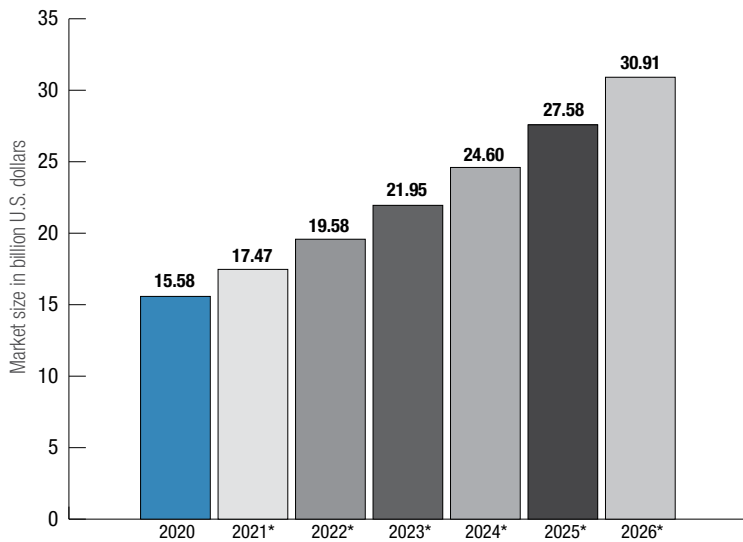


Why Now?

The Supply Chain is projected to continue growing along with the global logistics software market and warehouse management systems.

Size of the global supply chain management market worldwide from 2020 to 2026 (in billion U.S. dollars)

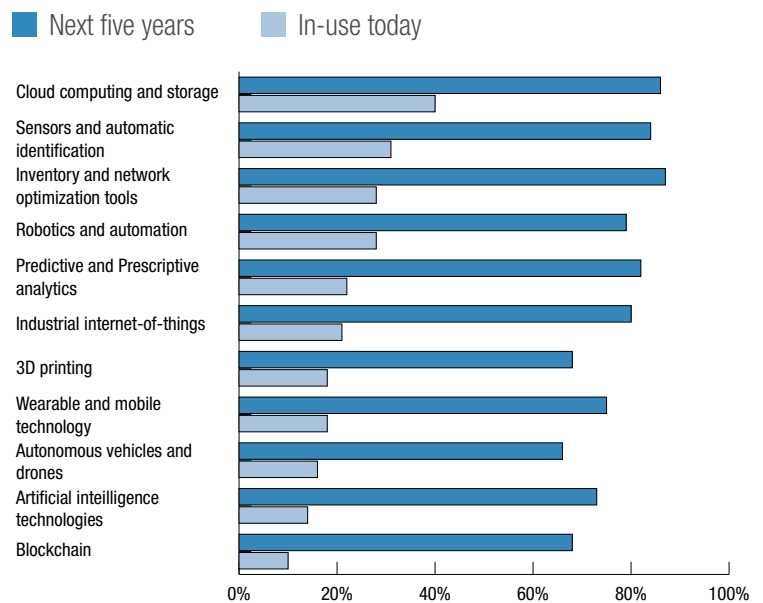
Supply chain management market size worldwide 2020-2026



Source: Statista; GlobalNewswire. June 2021. *Forecast.

Adoption of cutting-edge technologies by supply chain companies in 2021

Supply chain firms' adoption of technologies 2021



Source: Deloitte; MHI, March 2022.

Get Exposure to Leading Supply Chain and Logistics Companies

Capturing global thematic growth trends is an important part of a diversified portfolio. The Pacer Industrials and Logistics ETF (SHPP) gives investors exposure to companies involved in the support and functioning of global distribution supply chains. These 130 companies are involved in the supply chain ecosystem so it runs more efficiently. Many of these companies are not found in major market indexes.



Speak with your financial advisor today to learn how to best incorporate the Pacer Industrials and Logistics ETF into your portfolio.

For more information, visit www.paceretfs.com.

Before investing you should carefully consider the Fund's investment objectives, risks, charges, and expenses. This and other information is in the prospectus. A copy may be obtained by visiting www.paceretfs.com or calling 1-877-337-0500. Please read the prospectus carefully before investing.

An investment in the Funds is subject to investment risk, including the possible loss of principal. Pacer ETF shares may be bought and sold on an exchange through a brokerage account. Brokerage commissions and ETF expenses will reduce investment returns. There can be no assurance that an active trading market for ETF shares will be developed or maintained. The risks associated with this fund are detailed in the prospectus and could include factors such as associated risks of industrials and logistics companies, calculation methodology risk, currency exchange rate risk, equity market risk, ETF risks, foreign securities risk, geographic concentration risk, international operations risk, market capitalization risk, new fund risk, non-diversification risk, passive investment risk, sector risk, tracking error risk, and/or special risks of exchange traded funds.

The Pacer Global Supply Chain Infrastructure Index is the property of Index Design Group, LLC which has contracted with Solactive AG to calculate and maintain the Index.

The financial instrument is not sponsored, promoted, sold or supported in any other manner by Solactive AG nor does Solactive AG offer any express or implicit guarantee or assurance either with regard to the results of using the Index and/or Index trade mark or the Index Price at any time or in any other respect. The Index is calculated and published by Solactive AG. Solactive AG uses its best efforts to ensure that the Index is calculated correctly. Irrespective of its obligations towards the Issuer, Solactive AG has no obligation to point out errors in the Index to third parties including but not limited to investors and/or financial intermediaries of the financial instrument. Neither publication of the Index by Solactive AG nor the licensing of the Index or Index trade mark for the purpose of use in connection with the financial instrument constitutes a recommendation by Solactive AG to invest capital in said financial instrument nor does it in any way represent an assurance or opinion of Solactive AG with regard to any investment in this financial instrument.


© 2022, Pacer Financial, Inc., All rights reserved.

Distributor: Pacer Financial, Inc., member FINRA, SIPC, an affiliate of Pacer Advisors, Inc. and Index Design Group, LLC

NOT FDIC INSURED | MAY LOSE VALUE | NOT BANK GUARANTEED

PCR220608_SCLog

5/31/22



PACER ETFs

877-337-0500 ▪ www.paceretfs.com