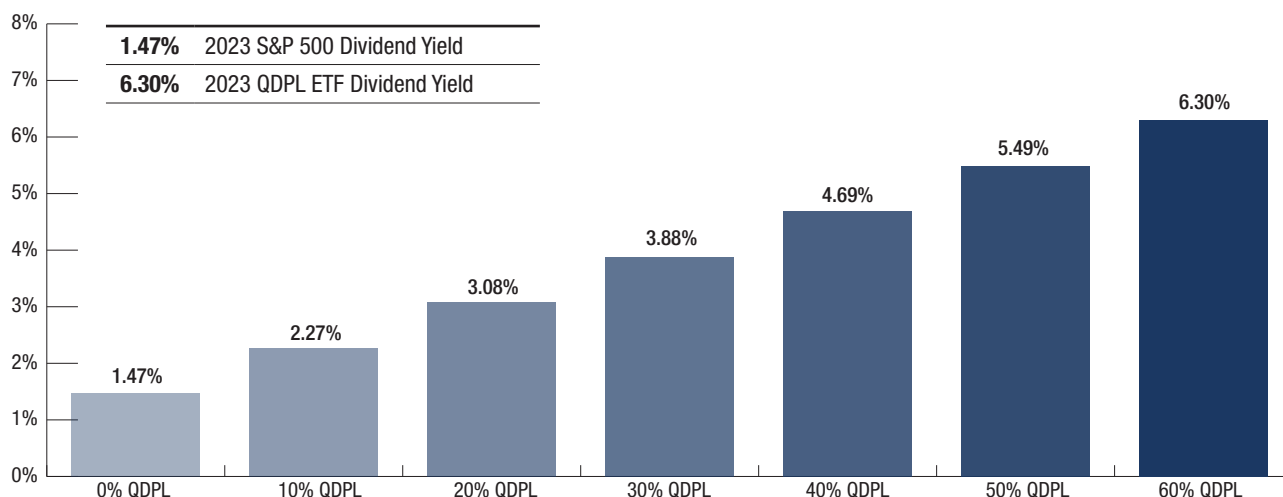


WHY THE PACER DIVIDEND MULTIPLIER STRATEGY?

Why Now?

Companies set their dividend policy based on what's optimal for them. QDPL allows you to select a dividend policy that's optimal for your portfolio.

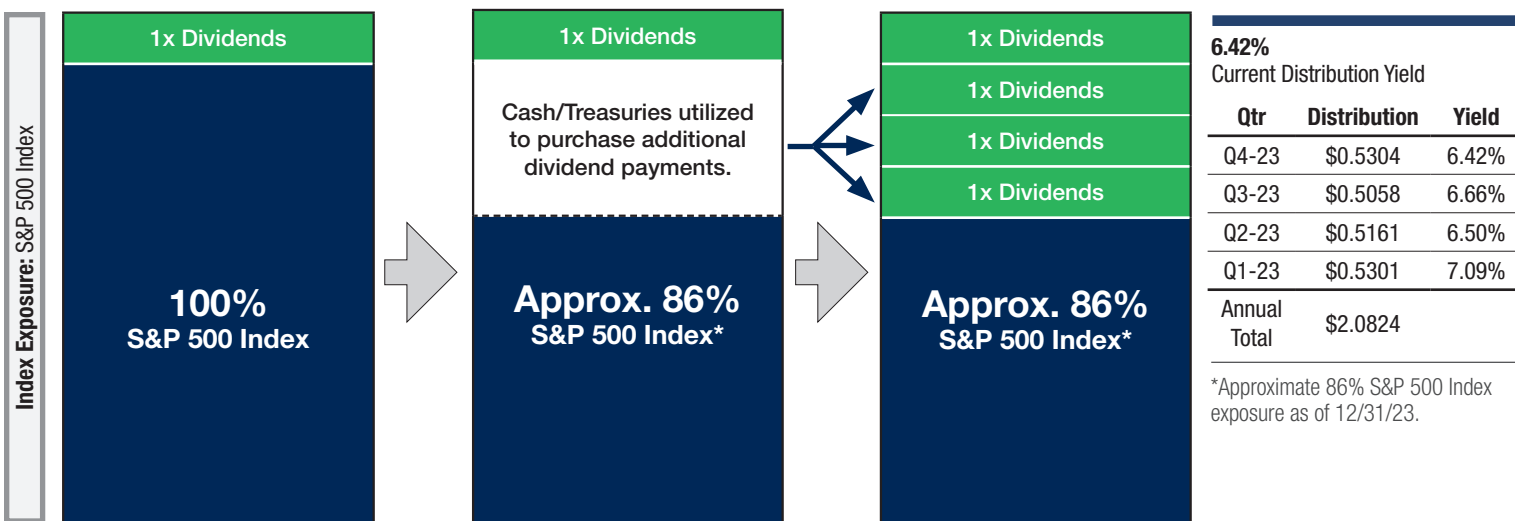
Adding QDPL can increase the equity yield in a portfolio.



PACER METAURUS US LARGE CAP DIVIDEND MULTIPLIER 400 ETF (QDPL)

A strategy driven exchange traded fund that aims to provide cash distributions equal to 400% of the S&P 500 ordinary yield in exchange for modestly lower exposure to the S&P 500 Index performance.

Strategy Overview – Seeking Growth and Income

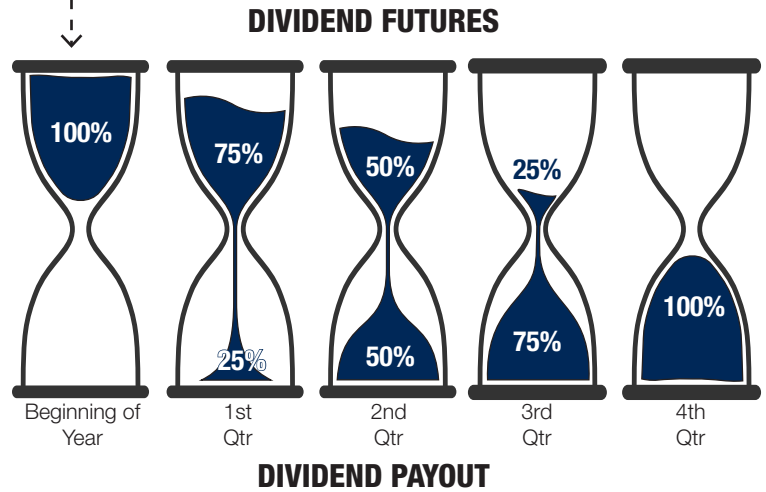
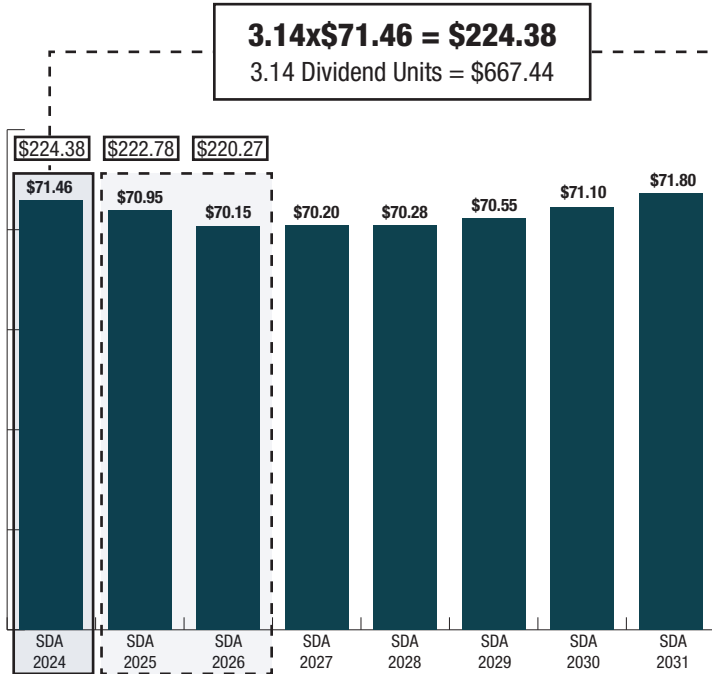


Distribution Yield represents the annualized yield based on the last income distribution. Past distributions are not indicative of future distributions.

How does QDPL get 4x the income?

Dividend Futures Price as of 12/31/23

QDPL Dividends From Futures Contracts

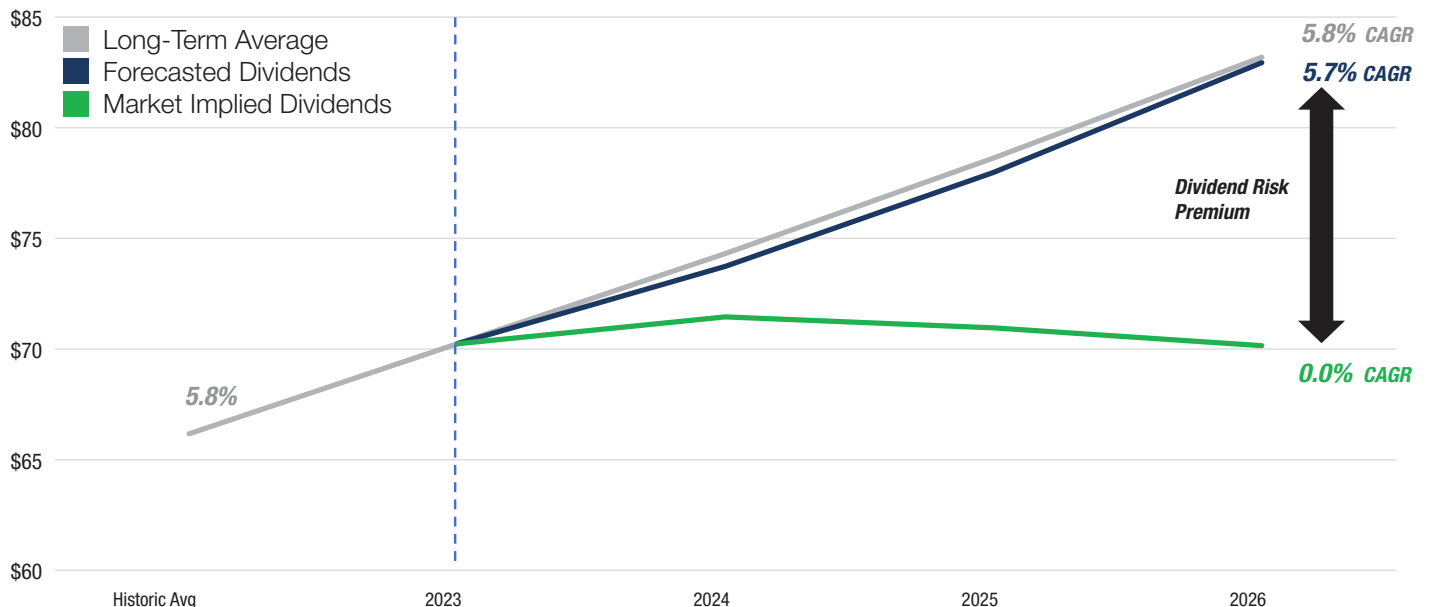


Source: Bloomberg L.P. Data as of 12/31/23
SDA: S&P 500 Annual Dividend Index Futures

S&P 500 Dividend Futures trade at a discount to analyst expectations

as of 12/31/23

This difference between dividend futures prices and analyst dividend forecasts is a measure of the Dividend Risk Premium, which is a return premium in excess of the risk-free rate that investors demand to compensate them for the risk that the market's expectation of dividends will come to be realized.

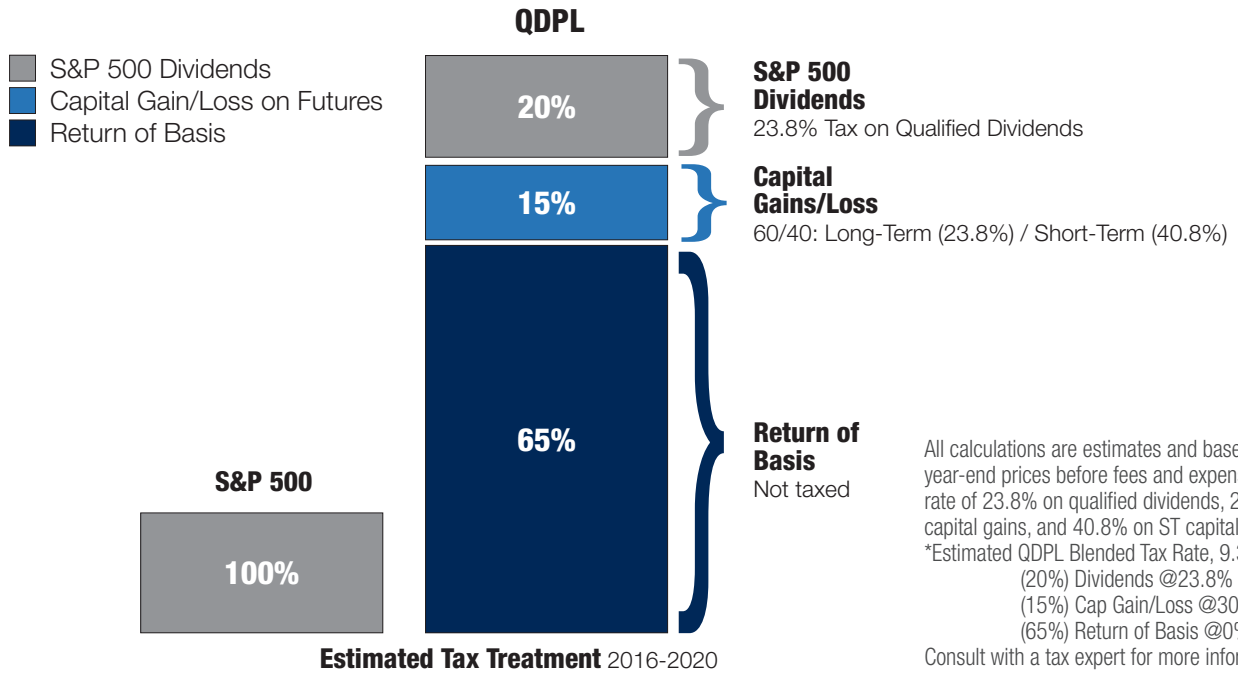


CAGR: Compound Annual Growth Rate

PAST PERFORMANCE IS NOT INDICATIVE OF FUTURE RESULTS. YOU CAN NOT INVEST IN AN INDEX.

All distributions, including dividends, are a return of capital. But not all are taxed the same.

Income can be taxed more efficiently.



Pacer Metaurus US Large Cap Dividend Multiplier 400 ETF (%)

Fund Details as of 12/31/23

30-Day SEC Yield*	1.13%
Indicated Yield	6.42%

30-Day SEC Yield is a standard yield calculation developed by the SEC that allows investors to more fairly compare funds. *The SEC Yield doesn't include the additional dividend exposures to the overall yield.

Indicated Yield is the most recently announced dividend amount, annualized based on the payment frequency, then divided by the last price.

	Ticker	Total Expenses	Fund Inception		Total Returns (%) as of 12/31/23			Total Returns (%) as of 12/31/23			Since Fund Inception
					1 Month	3 Month	YTD	1 Year	3 Year	5 Year	
Pacer Metaurus US Large Cap Dividend Multiplier 400 ETF	QDPL	0.60%	7/12/21	NAV	4.08	10.58	24.00	24.00	N/A	N/A	4.70
				Market Price	3.78	10.36	23.58	23.58	N/A	N/A	4.68
Metaurus US Large Cap Dividend Multiplier Index - Series 400					4.39	10.69	24.30	24.30	N/A	N/A	5.32
S&P 500 Total Return Index					4.54	11.69	26.29	26.29	10.00	15.69	5.13

Total Annual Expenses: 0.60%

Effective February 1, 2024, the investment adviser lowered its management fee for the Fund to 0.60%. Prior to February 1, 2024, the management fee was 0.79%.

Source: Bloomberg. Performance quoted represents past performance and does not guarantee future results. Investment return and principal value will fluctuate, so shares may be worth more or less when redeemed or sold. Current performance may be lower or higher than the performance quoted. Visit www.paceretfs.com for the most recent month-end performance. Index returns are for illustrative purposes only. Index performance does not reflect any management fees, transaction costs or expenses. You cannot invest directly in an index.

Source: Bloomberg LP, Metaurus 5/1/23

PAST PERFORMANCE IS NOT INDICATIVE OF FUTURE RESULTS. YOU CAN NOT INVEST IN AN INDEX.

BEFORE INVESTING YOU SHOULD CAREFULLY CONSIDER THE FUND'S INVESTMENT OBJECTIVES, RISKS, CHARGES, AND EXPENSES. THIS AND OTHER INFORMATION IS IN THE PROSPECTUS. A COPY MAY BE OBTAINED BY VISITING WWW.PACERETF.COM OR CALLING 1-877-337-0500. PLEASE READ THE PROSPECTUS CAREFULLY BEFORE INVESTING.

An investment in the Funds is subject to investment risk, including the possible loss of principal. Pacer ETF shares may be bought and sold on an exchange through a brokerage account. Brokerage commissions and ETF expenses will reduce investment returns. There can be no assurance that an active trading market for ETF shares will be developed or maintained. The risks associated with this fund are detailed in the prospectus and could include factors such as concentration risk, derivatives risk, dividends risk, equity market risk, ETF risks, futures contract risk, government obligations risk, index provider risk, large-capitalization investing risk, limited operating history risk, non-diversification risk, other investment companies risk, passive investment risk, tracking error risk, trading halt risk, and/or special risks of exchange traded funds.

Dividends Risk. There can be no assurance that a dividend-paying company will continue to make regular dividend payments. The ability for a company to pay dividends is dependent on the economic climate and the companies' current earnings and capital resources. Changes in economic conditions or a company's earnings or financial resources could cause a company to reduce its dividend payments or suspend the payment of dividends altogether. The possibility that such companies could reduce or eliminate the payment of dividends in the future, especially if the companies are facing an economic downturn, could negatively affect the Fund's performance.

The Metaurus US Large Cap Dividend Multiplier Index Series 400 (the "Index") is the property of Metaurus Advisors LLC which has contracted with S&P Opco, LLC (a subsidiary of S&P Dow Jones Indices LLC) to calculate and maintain the Index. The Index is not sponsored by S&P Dow Jones Indices or its affiliates or its third party licensors (collectively, "S&P Dow Jones Indices"). S&P Dow Jones Indices will not be liable for any errors or omissions in calculating the Indices. "Calculated by S&P Dow Jones Indices" and the related stylized mark(s) are service marks of S&P Dow Jones Indices and have been licensed for use by Metaurus Advisors. S&P® is a registered trademark of Standard & Poor's Financial Services LLC ("SPFS"), and Dow Jones® is a registered trademark of Dow Jones Trademark Holdings LLC ("Dow Jones").

S&P 500 Total Return Index is a broad measure of U.S. large cap stocks that includes the reinvestment of dividends.

Dividend Future is a forward contract traded on an exchange. It allows investors to take a long or short position on the amount of dividends paid by a company to its shareholders for a specific maturity date in the future.

Metaurus Advisors LLC serves as investment sub-advisor to the Fund.

© 2024, Pacer Financial, Inc., All rights reserved.

Distributor: Pacer Financial, Inc., member FINRA, SIPC, an affiliate of Pacer Advisors, Inc.

NOT FDIC INSURED | MAY LOSE VALUE | NOT BANK GUARANTEED



PACER ETFs