



PACER ETFs

PROSPECTUS

August 31, 2017

PTLC	Pacer Trendpilot™ 750 ETF
PTMC	Pacer Trendpilot™ 450 ETF
PTNQ	Pacer Trendpilot™ 100 ETF
PTEU	Pacer Trendpilot™ European Index ETF
GCOW	Pacer Global Cash Cows Dividend ETF
COWZ	Pacer US Cash Cows 100 ETF
CALF	Pacer US Small Cap Cash Cows 100 ETF
ICOW	Pacer Developed Markets International Cash Cows 100 ETF
PAEU	Pacer Autopilot Hedged European Index ETF
PEXL	Pacer US Export Leaders ETF
PIEL	Pacer International Export Leaders ETF

Listed on
BATS BZX Exchange, Inc.

The U.S. Securities and Exchange Commission has not approved or disapproved these securities or determined if this Prospectus is truthful or complete. Any representation to the contrary is a criminal offense.

The Funds offered through this Prospectus are not money market funds and do not seek to maintain a fixed or stable NAV of \$1.00 per share.

Table of Contents

SUMMARY SECTION	3
Pacer Trendpilot™ 750 ETF	3
Pacer Trendpilot™ 450 ETF	8
Pacer Trendpilot™ 100 ETF	13
Pacer Trendpilot™ European Index ETF	19
Pacer Global Cash Cows Dividend ETF	25
Pacer US Cash Cows 100 ETF	29
Pacer US Small Cap Cash Cows 100 ETF	33
Pacer Developed Markets International Cash Cows 100 ETF	37
Pacer Autopilot Hedged European Index ETF	42
Pacer US Export Leaders ETF	47
Pacer International Export Leaders ETF	51
ADDITIONAL INFORMATION ABOUT THE FUNDS	55
ADDITIONAL NON-PRINCIPAL RISK INFORMATION	64
PORTFOLIO HOLDINGS INFORMATION	64
MANAGEMENT	64
ADDITIONAL INFORMATION ON BUYING AND SELLING FUND SHARES	65
ADDITIONAL TAX INFORMATION	67
DISTRIBUTION	69
PREMIUM/DISCOUNT INFORMATION	69
ADDITIONAL NOTICES	69
FINANCIAL HIGHLIGHTS	72

SUMMARY SECTION

Pacer Trendpilot™ 750 ETF

Investment Objective

The Pacer Trendpilot 750 ETF (the “Fund”) is an exchange traded fund that seeks to track the total return performance, before fees and expenses, of the Pacer Wilshire US Large-Cap Trendpilot Index (the “Index”).

Fees and Expenses of the Fund

The following table describes the fees and expenses you may pay if you buy and hold shares of the Fund. The fees are expressed as a percentage of the Fund’s average net assets. This table and the Example below do not include the brokerage commissions that investors may pay on their purchases and sales of Fund shares.

Annual Fund Operating Expenses (expenses that you pay each year as a percentage of the value of your investment)	
Management Fees	0.60%
Distribution and/or Service (12b-1) Fees	None
Other Expenses	0.00%
Acquired Fund Fees and Expenses	0.01%
Total Annual Fund Operating Expenses¹	0.61%

¹ The Total Annual Fund Operating Expenses in this fee table may not correlate to the expense ratio in the Fund’s Financial Highlights because the Financial Highlights reflect only the direct operating expenses of the Fund and do not include Acquired Fund Fees and Expenses.

Example

The following example is intended to help retail investors compare the cost of investing in the Fund with the cost of investing in other funds. It illustrates the hypothetical expenses that such investors would incur over various periods if they were to invest \$10,000 in the Fund for the time periods indicated and then redeem all of the shares at the end of those periods. This example assumes that the Fund provides a return of 5% a year and that operating expenses remain the same. Although your actual costs may be higher or lower, based on these assumptions, your costs would be:

1 Year	3 Years	5 Years	10 Years
\$62	\$195	\$340	\$762

Portfolio Turnover

The Fund pays transaction costs, such as commissions, when it buys and sells securities (or “turns over” its portfolio). A higher portfolio turnover rate may indicate higher transaction costs and may result in higher taxes when Fund shares are held in a taxable account. These costs, which are not reflected in annual fund operating expenses or in the example, affect the Fund’s performance. For the fiscal year ended April 30, 2017, the Fund’s portfolio turnover rate was 7% of the average value of its portfolio.

Principal Investment Strategies of the Fund

The Fund employs a “passive management” (or indexing) investment approach designed to track the total return performance, before fees and expenses, of the Index. The Index is based on a proprietary methodology developed by Index Design Group, an affiliate of Pacer Advisors, Inc., the Fund’s investment adviser (the “Adviser”).

The Index

The Index uses an objective, rules-based methodology to implement a systematic trend-following strategy that directs exposure (i) 100% to the Wilshire US Large-Cap® Index (the “Wilshire Large-Cap”), (ii) 50% to the Wilshire Large-Cap and 50% to 3-Month US Treasury bills, or (iii) 100% to 3-Month US Treasury bills, depending on the relative performance of the Wilshire US Large-Cap Total Return Index™ (“Wilshire Large-Cap TR”) and its 200-business day historical simple moving average (the “200-day moving average”). The Wilshire Large-Cap TR is a total return version of the Wilshire Large-Cap and reflects the reinvestment of dividends paid by the securities in the Wilshire Large-Cap.

The Wilshire Large-Cap is a rules-based, float-adjusted, market capitalization-weighted index comprised of approximately 750 of the largest companies in the Wilshire 5000 Total Market Index™ (the “Wilshire 5000”). The Wilshire 5000 is an unmanaged, market capitalization-weighted index that measures the performance of all equity securities of U.S. headquartered issuers with readily available price data.

The Index, and consequently the Fund, may stay in any of its three possible positions for an extended period of time. As described below, the Index will change its position based on the following indicators, and each change will become effective on the second business day after the indicator for the change is triggered.

Equity Indicator. When the Wilshire Large-Cap TR closes above its 200-day moving average for five consecutive business days (the “Equity Indicator”), the exposure of the Index will be 100% to the Wilshire Large-Cap, effective on the second business day following the date of the Equity Indicator.

Once the Equity Indicator has been triggered, the exposure of the Index will next change to either be 50% to the Wilshire Large-Cap and 50% to 3-Month US Treasury bills if the 50/50 Indicator (described below) is triggered or 100% to 3-Month US Treasury bills if both the 50/50 Indicator and the T-Bill Indicator (described below) are triggered simultaneously, effective on the second business day following the date of the indicator(s).

50/50 Indicator. When the Wilshire Large-Cap TR closes below its 200-day moving average for five consecutive business days (the “50/50 Indicator”), the exposure of the Index will be 50% to the Wilshire Large-Cap and 50% to 3-Month US Treasury bills, effective on the second business day following the date of the 50/50 Indicator. Following the effectiveness of the 50/50 Indicator, the exposure of the Index may be greater than or less than 50% with respect to the Wilshire Large-Cap and 3-Month US Treasury bills depending on their respective performance until either the Equity Indicator or T-Bill Indicator (described below) is triggered.

Once the 50/50 Indicator has been triggered, the exposure of the Index will next change to either be 100% to the Wilshire Large-Cap if the Equity Indicator is triggered or 100% to 3-Month US Treasury bills if the T-Bill Indicator (described below) is triggered, effective on the second business day following the date of the indicator.

T-Bill Indicator. When the Wilshire Large-Cap TR’s 200-day moving average closes lower than its value from five business days earlier (the “T-Bill Indicator”), the exposure of the Index will be 100% to 3-Month US Treasury bills, effective on the second business day following the date of the T-Bill Indicator.

For example, if today is Wednesday and the Wilshire Large-Cap TR’s 200-day moving average closes lower than it did on the fifth preceding business day (Wednesday of the preceding week), the T-Bill Indicator is triggered. Unlike the operation of the Equity Indicator and 50/50 Indicator, the closing values on the days in between today and the fifth preceding business day do not affect whether the T-Bill Indicator has been triggered; rather, the T-Bill Indicator simply compares today’s closing value to the closing value five business days earlier. However, the Index will not move directly from 100% exposure to the Wilshire Large-Cap to 100% exposure to 3-Month US Treasury bills unless the 50/50 Indicator was simultaneously triggered following the most recent triggering of the Equity Indicator.

Once the T-Bill Indicator has been triggered, the exposure of the Index will next change to be 100% to the Wilshire Large-Cap if the Equity Indicator is triggered, effective on the second business day following the date of the indicator. Once the T-Bill Indicator has been triggered, the Index will not return to its 50/50 position unless the Equity Indicator is first triggered, followed by the 50/50 Indicator being triggered.

The Index aims to mitigate, to some extent, the volatility of the Wilshire Large-Cap by tracking 3-Month US Treasury bills (instead of the Wilshire Large-Cap) when the Wilshire Large-Cap TR is in a negative trend.

The Fund’s Investment Strategy

Under normal circumstances, at least 80% of the Fund’s total assets (exclusive of collateral held from securities lending) will be invested in the component securities of the Index. The Adviser expects that, over time, the correlation between the Fund’s performance and that of the Index, before fees and expenses, will be 95% or better.

The Fund will generally use a “replication” strategy to achieve its investment objective, meaning it will invest in all of the component securities of the Index, but may, when the Adviser believes it is in the best interests of the Fund, use a “representative sampling” strategy, meaning it may invest in a sample of the securities in the Index whose risk, return and other characteristics closely resemble the risk, return and other characteristics of the Index as a whole.

The Fund may also invest up to 20% of its assets in cash and cash equivalents, other investment companies, as well as securities and other instruments not included in the Index but which the Adviser believes will help the Fund track the Index.

The Fund is considered to be non-diversified, which means that it may invest more of its assets in the securities of a single issuer or a smaller number of issuers than if it were a diversified fund.

Principal Risks of Investing in the Fund

You can lose money on your investment in the Fund. The Fund is subject to the risks summarized below. Some or all of these risks may adversely affect the Fund's net asset value per share ("NAV"), trading price, yield, total return and/or ability to meet its objectives. For more information about the risks of investing in the Fund, see the section in the Fund's prospectus entitled "Additional Information about the Principal Risks of Investing in the Funds."

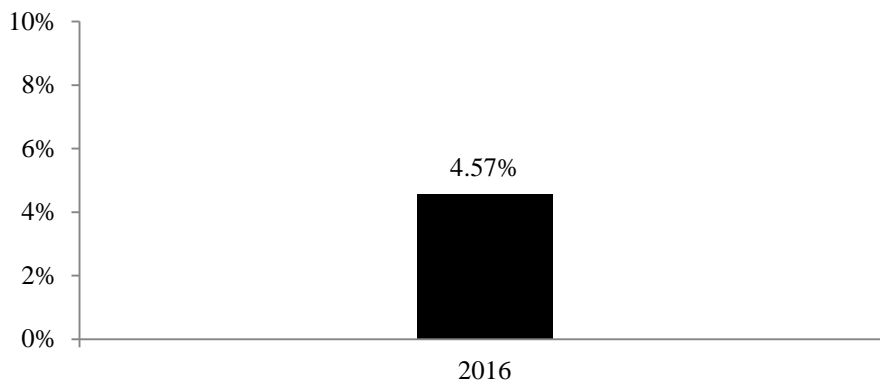
- **Equity Market Risk.** The equity securities held in the Fund's portfolio may experience sudden, unpredictable drops in value or long periods of decline in value. This may occur because of factors that affect securities markets generally or factors affecting specific industries, sectors or companies in which the Fund invests. Common stocks are susceptible to general stock market fluctuations and to volatile increases and decreases in value as market confidence in and perceptions of their issuers change.
- **Fixed Income Risk.** The value of the Fund's direct or indirect investments in fixed income securities will fluctuate with changes in interest rates. Typically, a rise in interest rates causes a decline in the value of fixed income securities owned by the Fund. On the other hand, if rates fall, the value of the fixed income securities generally increases. The Fund may be subject to a greater risk of rising interest rates due to the current period of historically low rates and the effect of potential government fiscal policy initiatives and resulting market reaction to those initiatives. In general, the market price of fixed income securities with longer maturities will increase or decrease more in response to changes in interest rates than shorter-term securities. The value of the Fund's direct or indirect investments in fixed income securities may be affected by the inability of issuers to repay principal and interest or illiquidity in debt securities markets.
- **Government Obligations Risk.** The Fund may invest in securities issued by the U.S. government. There can be no guarantee that the United States will be able to meet its payment obligations with respect to such securities. Additionally, market prices and yields of securities supported by the full faith and credit of the U.S. government may decline or be negative for short or long periods of time.
- **High Portfolio Turnover Risk.** At times, the Fund may have a portfolio turnover rate substantially greater than 100%. A high portfolio turnover rate would result in correspondingly greater transaction expenses, including brokerage commissions, dealer mark ups and other transaction costs, on the sale of securities and on reinvestment in other securities and may result in reduced performance and the distribution to shareholders of additional capital gains for tax purposes. These factors may negatively affect the Fund's performance.
- **Large-Capitalization Investing Risk.** The Fund may invest in the securities of large-capitalization companies. As a result, the Fund's performance may be adversely affected if securities of large-capitalization companies underperform securities of smaller-capitalization companies or the market as a whole. The securities of large-capitalization companies may be relatively mature compared to smaller companies and therefore subject to slower growth during times of economic expansion.
- **Non-Diversification Risk.** Although the Fund intends to invest in a variety of securities and instruments, the Fund is considered to be non-diversified, which means that it may invest more of its assets in the securities of a single issuer or a smaller number of issuers than if it were a diversified fund. As a result, the Fund may be more exposed to the risks associated with and developments affecting an individual issuer or a smaller number of issuers than a fund that invests more widely. This may increase the Fund's volatility and cause the performance of a relatively smaller number of issuers to have a greater impact on the Fund's performance.
- **Other Investment Companies Risk.** The Fund will incur higher and duplicative expenses when it invests in other investment companies such as exchange traded funds ("ETFs"). There is also the risk that the Fund may suffer losses due to the investment practices of the underlying funds. When the Fund invests in other investment companies, the Fund will be subject to substantially the same risks as those associated with the direct ownership of securities held by such investment companies. Investments in ETFs are also subject to the following risks: (i) the market price of an ETF's shares may trade above or below their net asset value; (ii) an active trading market for an ETF's shares may not develop or be maintained; and (iii) trading of an ETF's shares may be halted for a number of reasons.

- **Passive Investment Risk.** The Fund is not actively managed and the Adviser would not sell a security due to current or projected underperformance of a security, industry or sector, unless that security is removed from the Index or the selling of shares of that security is otherwise required upon a reconstitution of the Index in accordance with the Index methodology. The Fund invests in securities included in, the Index, regardless of their investment merits. The Fund does not take defensive positions under any market conditions, including conditions that are adverse to the performance of the Fund.
- **Shares of the Fund May Trade at Prices Other Than NAV.** As with all ETFs, Fund shares may be bought and sold in the secondary market at market prices. The price of Fund shares, like the price of all traded securities, will be subject to factors such as supply and demand, as well as the current value of the Fund's portfolio holdings. Although it is expected that the market price of the shares of the Fund will approximate the Fund's NAV, there may be times when the market price of the shares is more than the NAV intra-day (premium) or less than the NAV intra-day (discount). This risk is heightened in times of market volatility, periods of steep market declines, and periods when there is limited trading activity for shares in the secondary market, in which case such premiums or discounts may be significant.
- **Tracking Risk.** The Fund's return may not track the return of the Index for a number of reasons. For example, the Fund incurs a number of operating expenses not applicable to the Index, and incurs costs in buying and selling securities, especially when rebalancing the Fund's securities holdings to reflect changes in the composition of the Index. In addition, when the Fund uses a representative sampling approach, the Fund may not be as well correlated with the return of the Index as when the Fund purchases all of the securities in the Index in the proportions in which they are represented in the Index.
- **Trend Lag Risk.** At least six consecutive trading days will elapse after the Wilshire Large-Cap TR first drops below its historical 200-day simple moving average (or conversely, first moves above such average) before the Index will switch from tracking the Wilshire Large-Cap to 3-Month US Treasury bills (or conversely, from 3-Month US Treasury bills to the Wilshire Large-Cap). As a result, if the Wilshire Large-Cap TR is in an overall positive trend, the Index and consequently the Fund may be adversely affected by a downward trend and/or volatility in the Wilshire Large-Cap TR for up to six consecutive trading days (or conversely, if the Wilshire Large-Cap TR is in an overall negative trend, the Index and consequently the Fund may not benefit from an upward trend and/or volatility in the Wilshire Large-Cap TR for up to six consecutive trading days). Accordingly, the methodology employed by the Index does not eliminate exposure to downward trends and/or volatility in the Wilshire Large-Cap TR and does not provide immediate exposure to upward trends and/or volatility in the Wilshire Large-Cap TR.

Fund Performance

The following information provides some indication of the risks of investing in the Fund. The bar chart shows the annual return for the Fund. The table shows how the Fund's average annual returns for one year and since inception compare with those of the Index and a broad measure of market performance. The Fund's past performance, before and after taxes, is not necessarily an indication of how the Fund will perform in the future. Updated performance information is available on the Fund's website at www.paceretfs.com or by calling the Fund toll-free at 1-877-337-0500.

Calendar Year Total Return as of December 31



For the year-to-date period ended June 30, 2017, the Fund's total return was 8.91%. During the period of time shown in the bar chart, the Fund's highest return for a calendar quarter was 3.97% (quarter ended December 31, 2016) and the Fund's lowest return for a calendar quarter was -5.44% (quarter ended March 31, 2016).

**Average Annual Total Returns
(for the period ended December 31, 2016)**

	1 Year	Since Inception (6/11/15)
Pacer Trendpilot 750 ETF		
Return Before Taxes	4.57%	-2.07%
Return After Taxes on Distributions	4.30%	-2.30%
Return After Taxes on Distributions and Sale of Fund Shares	2.81%	-1.58%
Pacer Wilshire US Large-Cap Trendpilot Index (reflects no deduction for fees, expenses, or taxes)	5.24%	-1.46%
Wilshire US Large-Cap Index (reflects no deduction for fees, expenses, or taxes)	12.49%	6.32%

Management

Investment Adviser

Pacer Advisors, Inc. (the “Adviser”) serves as investment adviser to the Fund.

Portfolio Managers

The Fund employs a rules-based, passive investment strategy. The Adviser uses a committee approach to managing the Fund. Bruce Kavanaugh, Vice President of the Adviser, and Michael Mack, Investment Analyst for the Adviser, have primary responsibility for the day-to-day management of the Fund and have served as Fund portfolio managers since the Fund’s inception.

Buying and Selling Fund Shares

The Fund is an ETF. This means that shares of the Fund are listed on a national securities exchange, such as BATS BZX Exchange, Inc., and trade at market prices. Most investors will buy and sell shares of the Fund through brokers. Because Fund shares trade at market prices rather than NAV, shares may trade at a price greater than NAV (premium) or less than NAV (discount).

The Fund issues and redeems shares at NAV only in large blocks of shares (“Creation Units”), which only institutions or large investors may purchase or redeem. Currently, Creation Units generally consist of 50,000 shares, though this may change from time to time. The Fund generally issues and redeems Creation Units in exchange for a portfolio of securities (the “Deposit Securities”) and/or a designated amount of U.S. cash that the Fund specifies each day.

Tax Information

Fund distributions are generally taxable as ordinary income, qualified dividend income, or capital gains (or a combination), unless your investment is in an IRA or other tax-advantaged retirement account. Distributions may be taxable upon withdrawal from tax-deferred accounts.

Payments to Broker-Dealers and Other Financial Intermediaries

If you purchase the Fund through a broker or other financial intermediary (such as a bank), the Adviser and its related companies may pay the intermediary for activities related to the marketing and promotion of the Fund. These payments may create a conflict of interest by influencing the broker-dealer or other intermediary and your sales person to recommend the Fund over another investment. Ask your sales person or visit your financial intermediary’s website for more information.

Pacer Trendpilot™ 450 ETF

Investment Objective

The Pacer Trendpilot 450 ETF (the “Fund”) is an exchange traded fund that seeks to track the total return performance, before fees and expenses, of the Pacer Wilshire US Mid-Cap Trendpilot Index (the “Index”).

Fees and Expenses of the Fund

The following table describes the fees and expenses you may pay if you buy and hold shares of the Fund. The fees are expressed as a percentage of the Fund’s average net assets. This table and the Example below do not include the brokerage commissions that investors may pay on their purchases and sales of Fund shares.

Annual Fund Operating Expenses (expenses that you pay each year as a percentage of the value of your investment)	
Management Fees	0.60%
Distribution and/or Service (12b-1) Fees	None
Other Expenses	0.00%
Acquired Fund Fees and Expenses	0.07%
Total Annual Fund Operating Expenses¹	0.67%

¹ The Total Annual Fund Operating Expenses in this fee table may not correlate to the expense ratio in the Fund’s Financial Highlights because the Financial Highlights reflect only the direct operating expenses of the Fund and do not include Acquired Fund Fees and Expenses.

Example

The following example is intended to help retail investors compare the cost of investing in the Fund with the cost of investing in other funds. It illustrates the hypothetical expenses that such investors would incur over various periods if they were to invest \$10,000 in the Fund for the time periods indicated and then redeem all of the shares at the end of those periods. This example assumes that the Fund provides a return of 5% a year and that operating expenses remain the same. Although your actual costs may be higher or lower, based on these assumptions, your costs would be:

1 Year	3 Years	5 Years	10 Years
\$68	\$214	\$373	\$835

Portfolio Turnover

The Fund pays transaction costs, such as commissions, when it buys and sells securities (or “turns over” its portfolio). A higher portfolio turnover rate may indicate higher transaction costs and may result in higher taxes when Fund shares are held in a taxable account. These costs, which are not reflected in annual fund operating expenses or in the example, affect the Fund’s performance. For the fiscal year ended April 30, 2017, the Fund’s portfolio turnover rate was 27% of the average value of its portfolio.

Principal Investment Strategies of the Fund

The Fund employs a “passive management” (or indexing) investment approach designed to track the total return performance, before fees and expenses, of the Index. The Index is based on a proprietary methodology developed by Index Design Group, an affiliate of Pacer Advisors, Inc., the Fund’s investment adviser (the “Adviser”).

The Index

The Index uses an objective, rules-based methodology to implement a systematic trend-following strategy that directs exposure (i) 100% to the Wilshire US Mid-Cap® Index (the “Wilshire Mid-Cap”), (ii) 50% to the Wilshire Mid-Cap and 50% to 3-Month US Treasury bills, or (iii) 100% to 3-Month US Treasury bills, depending on the relative performance of the Wilshire US Mid-Cap Total Return Index™ (“Wilshire Mid-Cap TR”) and its 200-business day historical simple moving average (the “200-day moving average”). The Wilshire Mid-Cap TR is a total return version of the Wilshire Mid-Cap and reflects the reinvestment of dividends paid by the securities in the Wilshire Mid-Cap.

The Wilshire Mid-Cap is a rules-based, float-adjusted, market capitalization-weighted index comprised of approximately 500 mid-sized companies ranked between 500 and 1,000 in the Wilshire 5000 Total Market Index™ (the “Wilshire 5000”). The Wilshire 5000 is an unmanaged, market capitalization-weighted index that measures the performance of all equity securities of U.S. headquartered issuers with readily available price data.

The Index, and consequently the Fund, may stay in any of its three possible positions for an extended period of time. As described below, the Index will change its position based on the following indicators, and each change will become effective on the second business day after the indicator for the change is triggered.

Equity Indicator. When the Wilshire Mid-Cap TR closes above its 200-day moving average for five consecutive business days (the “Equity Indicator”), the exposure of the Index will be 100% to the Wilshire Mid-Cap, effective on the second business day following the date of the Equity Indicator.

Once the Equity Indicator has been triggered, the exposure of the Index will next change to either be 50% to the Wilshire Mid-Cap and 50% to 3-Month US Treasury bills if the 50/50 Indicator (described below) is triggered or 100% to 3-Month US Treasury bills if both the 50/50 Indicator and the T-Bill Indicator (described below) are triggered simultaneously, effective on the second business day following the date of the indicator(s).

50/50 Indicator. When the Wilshire Mid-Cap TR closes below its 200-day moving average for five consecutive business days (the “50/50 Indicator”), the exposure of the Index will be 50% to the Wilshire Mid-Cap and 50% to 3-Month US Treasury bills, effective on the second business day following the date of the 50/50 Indicator. Following the effectiveness of the 50/50 Indicator, the exposure of the Index may be greater than or less than 50% with respect to the Wilshire Mid-Cap and 3-Month US Treasury bills depending on their respective performance until either the Equity Indicator or T-Bill Indicator (described below) is triggered.

Once the 50/50 Indicator has been triggered, the exposure of the Index will next change to either be 100% to the Wilshire Mid-Cap if the Equity Indicator is triggered or 100% to 3-Month US Treasury bills if the T-Bill Indicator (described below) is triggered, effective on the second business day following the date of the indicator.

T-Bill Indicator. When the Wilshire Mid-Cap TR’s 200-day moving average closes lower than its value from five business days earlier (the “T-Bill Indicator”), the exposure of the Index will be 100% to 3-Month US Treasury bills, effective on the second business day following the date of the T-Bill Indicator.

For example, if today is Wednesday and the Wilshire Mid-Cap TR’s 200-day moving average closes lower than it did on the fifth preceding business day (Wednesday of the preceding week), the T-Bill Indicator is triggered. Unlike the operation of the Equity Indicator and 50/50 Indicator, the closing values on the days in between today and the fifth preceding business day do not affect whether the T-Bill Indicator has been triggered; rather, the T-Bill Indicator simply compares today’s closing value to the closing value five business days earlier. However, the Index will not move directly from 100% exposure to the Wilshire Mid-Cap to 100% exposure to 3-Month US Treasury bills unless the 50/50 Indicator was first triggered following the most recent triggering of the Equity Indicator.

Once the T-Bill Indicator has been triggered, the exposure of the Index will next change to be 100% to the Wilshire Mid-Cap if the Equity Indicator is triggered, effective on the second business day following the date of the indicator. Once the T-Bill Indicator has been triggered, the Index will not return to its 50/50 position unless the Equity Indicator is simultaneously triggered, followed by the 50/50 Indicator being triggered.

The Index aims to mitigate, to some extent, the volatility of the Wilshire Mid-Cap by tracking 3-Month US Treasury bills (instead of the Wilshire Mid-Cap) when the Wilshire Mid-Cap TR is in a negative trend.

The Fund’s Investment Strategy

Under normal circumstances, at least 80% of the Fund’s total assets (exclusive of collateral held from securities lending) will be invested in the component securities of the Index. The Adviser expects that, over time, the correlation between the Fund’s performance and that of the Index, before fees and expenses, will be 95% or better.

The Fund will generally use a “replication” strategy to achieve its investment objective, meaning it will invest in all of the component securities of the Index, but may, when the Adviser believes it is in the best interests of the Fund, use a “representative sampling” strategy, meaning it may invest in a sample of the securities in the Index whose risk, return and other characteristics closely resemble the risk, return and other characteristics of the Index as a whole.

The Fund may also invest up to 20% of its assets in cash and cash equivalents, other investment companies, as well as securities and other instruments not included in the Index but which the Adviser believes will help the Fund track the Index.

The Fund is considered to be non-diversified, which means that it may invest more of its assets in the securities of a single issuer or a smaller number of issuers than if it were a diversified fund.

Principal Risks of Investing in the Fund

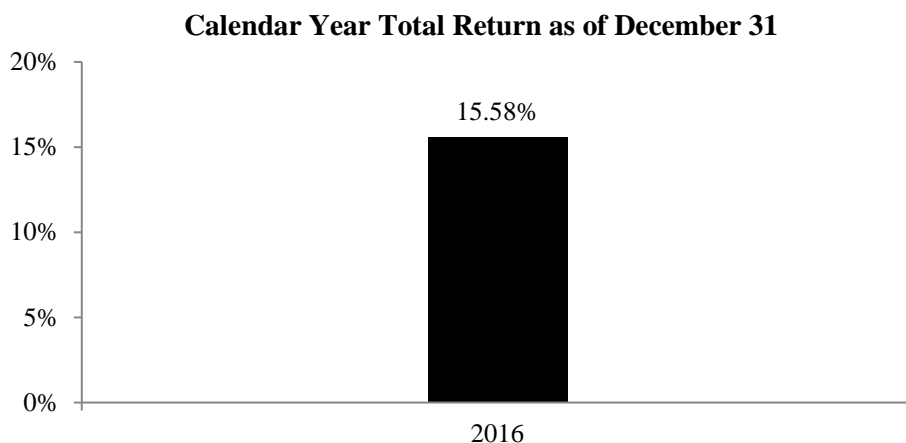
You can lose money on your investment in the Fund. The Fund is subject to the risks summarized below. Some or all of these risks may adversely affect the Fund's net asset value per share ("NAV"), trading price, yield, total return and/or ability to meet its objectives. For more information about risks of investing in the Fund, See the section in the Fund's prospectus entitled "Additional Information about the Principal Risks of Investing in the Funds."

- **Equity Market Risk.** The equity securities held in the Fund's portfolio may experience sudden, unpredictable drops in value or long periods of decline in value. This may occur because of factors that affect securities markets generally or factors affecting specific industries, sectors or companies in which the Fund invests. Common stocks are susceptible to general stock market fluctuations and to volatile increases and decreases in value as market confidence in and perceptions of their issuers change.
- **Fixed Income Risk.** The value of the Fund's direct or indirect investments in fixed income securities will fluctuate with changes in interest rates. Typically, a rise in interest rates causes a decline in the value of fixed income securities owned by the Fund. On the other hand, if rates fall, the value of the fixed income securities generally increases. The Fund may be subject to a greater risk of rising interest rates due to the current period of historically low rates and the effect of potential government fiscal policy initiatives and resulting market reaction to those initiatives. In general, the market price of fixed income securities with longer maturities will increase or decrease more in response to changes in interest rates than shorter-term securities. The value of the Fund's direct or indirect investments in fixed income securities may be affected by the inability of issuers to repay principal and interest or illiquidity in debt securities markets.
- **Government Obligations Risk.** The Fund may invest in securities issued by the U.S. government. There can be no guarantee that the United States will be able to meet its payment obligations with respect to such securities. Additionally, market prices and yields of securities supported by the full faith and credit of the U.S. government may decline or be negative for short or long periods of time.
- **High Portfolio Turnover Risk.** At times, the Fund may have a portfolio turnover rate substantially greater than 100%. A high portfolio turnover rate would result in correspondingly greater transaction expenses, including brokerage commissions, dealer mark ups and other transaction costs, on the sale of securities and on reinvestment in other securities and may result in reduced performance and the distribution to shareholders of additional capital gains for tax purposes. These factors may negatively affect the Fund's performance.
- **Mid-Capitalization Investing Risk.** The Fund may invest in the securities of mid-capitalization companies. As a result, the Fund's performance may be adversely affected if securities of mid-capitalization companies underperform securities of other capitalization ranges or the market as a whole. Securities of smaller companies trade in smaller volumes and are often more vulnerable to market volatility than securities of larger companies.
- **Non-Diversification Risk.** Although the Fund intends to invest in a variety of securities and instruments, the Fund is considered to be non-diversified, which means that it may invest more of its assets in the securities of a single issuer or a smaller number of issuers than if it were a diversified fund. As a result, the Fund may be more exposed to the risks associated with and developments affecting an individual issuer or a smaller number of issuers than a fund that invests more widely. This may increase the Fund's volatility and cause the performance of a relatively smaller number of issuers to have a greater impact on the Fund's performance.
- **Other Investment Companies Risk.** The Fund will incur higher and duplicative expenses when it invests in other investment companies such as exchange traded funds ("ETFs"). There is also the risk that the Fund may suffer losses due to the investment practices of the underlying funds. When the Fund invests in other investment companies, the Fund will be subject to substantially the same risks as those associated with the direct ownership of securities held by such investment companies. Investments in ETFs are also subject to the following risks: (i) the market price of an ETF's shares may trade above or below their net asset value; (ii) an active trading market for an ETF's shares may not develop or be maintained; and (iii) trading of an ETF's shares may be halted for a number of reasons.
- **Passive Investment Risk.** The Fund is not actively managed and the Adviser would not sell a security due to current or projected underperformance of a security, industry or sector, unless that security is removed from the Index or the selling of shares of that security is otherwise required upon a reconstitution of the Index in accordance with the Index methodology. The Fund invests in securities included in the Index regardless of their investment merits. The Fund does not take defensive positions under any market conditions, including conditions that are adverse to the performance of the Fund.

- **Shares of the Fund May Trade at Prices Other Than NAV.** As with all ETFs, Fund shares may be bought and sold in the secondary market at market prices. The price of Fund shares, like the price of all traded securities, will be subject to factors such as supply and demand, as well as the current value of the Fund's portfolio holdings. Although it is expected that the market price of the shares of the Fund will approximate the Fund's NAV, there may be times when the market price of the shares is more than the NAV intra-day (premium) or less than the NAV intra-day (discount). This risk is heightened in times of market volatility, periods of steep market declines, and periods when there is limited trading activity for shares in the secondary market, in which case such premiums or discounts may be significant.
- **Tracking Risk.** The Fund's return may not track the return of the Index for a number of reasons. For example, the Fund incurs a number of operating expenses not applicable to the Index, and incurs costs in buying and selling securities, especially when rebalancing the Fund's securities holdings to reflect changes in the composition of the Index. In addition, when the Fund uses a representative sampling approach, the Fund may not be as well correlated with the return of the Index as when the Fund purchases all of the securities in the Index in the proportions in which they are represented in the Index.
- **Trend Lag Risk.** At least six consecutive trading days will elapse after the Wilshire Mid-Cap TR first drops below its historical 200-day simple moving average (or conversely, first moves above such average) before the Index will switch from tracking the Wilshire Mid-Cap to 3-Month US Treasury bills (or conversely, from 3-Month US Treasury bills to the Wilshire Mid-Cap). As a result, if the Wilshire Mid-Cap TR is in an overall positive trend, the Index and consequently the Fund may be adversely affected by a downward trend and/or volatility in the Wilshire Mid-Cap TR for up to six consecutive trading days (or conversely, if the Wilshire Mid-Cap TR is in an overall negative trend, the Index and consequently the Fund may not benefit from an upward trend and/or volatility in the Wilshire Mid-Cap TR for up to six consecutive trading days). Accordingly, the methodology employed by the Index does not eliminate exposure to downward trends and/or volatility in the Wilshire Mid-Cap TR and does not provide immediate exposure to upward trends and/or volatility in the Wilshire Mid-Cap TR.

Fund Performance

The following information provides some indication of the risks of investing in the Fund. The bar chart shows the annual return for the Fund. The table shows how the Fund's average annual returns for one year and since inception compare with those of the Index and a broad measure of market performance. The Fund's past performance, before and after taxes, is not necessarily an indication of how the Fund will perform in the future. Updated performance information is available on the Fund's website at www.paceretfs.com or by calling the Fund toll-free at 1-877-337-0500.



For the year-to-date period ended June 30, 2017, the Fund's total return was 6.45%. During the period of time shown in the bar chart, the Fund's highest return for a calendar quarter was 5.71% (quarter ended June 30, 2016) and the Fund's lowest return for a calendar quarter was -0.10% (quarter ended March 31, 2016).

**Average Annual Total Returns
(for the period ended December 31, 2016)**

	1 Year	Since Inception (6/11/15)
Pacer Trendpilot 450 ETF		
Return Before Taxes	15.58%	4.60%
Return After Taxes on Distributions	15.40%	4.50%
Return After Taxes on Distributions and Sale of Fund Shares	8.97%	3.52%
Pacer Wilshire US Mid-Cap Trendpilot Index (reflects no deduction for fees, expenses, or taxes)	16.52%	5.39%
Wilshire US Mid-Cap Index (reflects no deduction for fees, expenses, or taxes)	17.22%	4.39%

Management

Investment Adviser

Pacer Advisors, Inc. (the “Adviser”) serves as investment adviser to the Fund.

Portfolio Managers

The Fund employs a rules-based, passive investment strategy. The Adviser uses a committee approach to managing the Fund. Bruce Kavanaugh, Vice President of the Adviser, and Michael Mack, Investment Analyst for the Adviser, have primary responsibility for the day-to-day management of the Fund and have served as Fund portfolio managers since the Fund’s inception.

Buying and Selling Fund Shares

The Fund is an ETF. This means that shares of the Fund are listed on a national securities exchange, such as BATS BZX Exchange, Inc., and trade at market prices. Most investors will buy and sell shares of the Fund through brokers. Because Fund shares trade at market prices rather than NAV, shares may trade at a price greater than NAV (premium) or less than NAV (discount).

The Fund issues and redeems shares at NAV only in large blocks of shares (“Creation Units”), which only institutions or large investors may purchase or redeem. Currently, Creation Units generally consist of 50,000 shares, though this may change from time to time. The Fund generally issues and redeems Creation Units in exchange for a portfolio of securities (the “Deposit Securities”) and/or a designated amount of U.S. cash that the Fund specifies each day.

Tax Information

Fund distributions are generally taxable as ordinary income, qualified dividend income, or capital gains (or a combination), unless your investment is in an IRA or other tax-advantaged retirement account. Distributions may be taxable upon withdrawal from tax-deferred accounts.

Payments to Broker-Dealers and Other Financial Intermediaries

If you purchase the Fund through a broker or other financial intermediary (such as a bank), the Adviser and its related companies may pay the intermediary for activities related to the marketing and promotion of the Fund. These payments may create a conflict of interest by influencing the broker-dealer or other intermediary and your sales person to recommend the Fund over another investment. Ask your sales person or visit your financial intermediary’s website for more information.

Pacer Trendpilot™ 100 ETF

Investment Objective

The Pacer Trendpilot 100 ETF (the “Fund”) seeks to track the total return performance, before fees and expenses, of the Pacer NASDAQ-100 Trendpilot Index (the “Index”).

Fees and Expenses of the Fund

The following table describes the fees and expenses you may pay if you buy and hold shares of the Fund. The fees are expressed as a percentage of the Fund’s average net assets. This table and the Example below do not include the brokerage commissions that investors may pay on their purchases and sales of Fund shares.

Annual Fund Operating Expenses (expenses that you pay each year as a percentage of the value of your investment)	
Management Fees	0.65%
Distribution and/or Service (12b-1) Fees	None
Other Expenses	0.00%
Acquired Fund Fees and Expenses	0.01%
Total Annual Fund Operating Expenses¹	0.66%

¹ The Total Annual Fund Operating Expenses in this fee table may not correlate to the expense ratio in the Fund’s Financial Highlights because the Financial Highlights reflect only the direct operating expenses of the Fund and do not include Acquired Fund Fees and Expenses.

Example

The following example is intended to help retail investors compare the cost of investing in the Fund with the cost of investing in other funds. It illustrates the hypothetical expenses that such investors would incur over various periods if they were to invest \$10,000 in the Fund for the time periods indicated and then redeem all of the shares at the end of those periods. This example assumes that the Fund provides a return of 5% a year and that operating expenses remain the same. Although your actual costs may be higher or lower, based on these assumptions, your costs would be:

1 Year	3 Years	5 Years	10 Years
\$67	\$211	\$368	\$822

Portfolio Turnover

The Fund pays transaction costs, such as commissions, when it buys and sells securities (or “turns over” its portfolio). A higher portfolio turnover rate may indicate higher transaction costs and may result in higher taxes when Fund shares are held in a taxable account. These costs, which are not reflected in annual fund operating expenses or in the example, affect the Fund’s performance. For the fiscal year ended April 30, 2017, the Fund’s portfolio turnover rate was 125% of the average value of its portfolio.

Principal Investment Strategies of the Fund

The Fund employs a “passive management” (or indexing) investment approach designed to track the total return performance, before fees and expenses, of the Index. The Index is based on a proprietary methodology developed by Index Design Group, an affiliate of Pacer Advisors, Inc., the Fund’s investment adviser (the “Adviser”).

The Index

The Index uses an objective, rules-based methodology to implement a systematic trend-following strategy that directs exposure (i) 100% to the NASDAQ-100® Index (the “NASDAQ-100”), (ii) 50% to the NASDAQ-100 and 50% to 3-Month US Treasury bills, or (iii) 100% to 3-Month US Treasury bills, depending on the relative performance of the NASDAQ-100 Total Return Index (“NASDAQ-100 TR”) and its 200-business day historical simple moving average (the “200-day moving average”). The NASDAQ-100 TR is a total return version of the NASDAQ-100 and reflects the reinvestment of dividends paid by the securities in the NASDAQ-100.

The NASDAQ-100 Index includes approximately 100 of the largest non-financial securities listed on The NASDAQ Stock Market based on market capitalization. The NASDAQ-100 Index comprises securities of companies across major industry groups, including computer, biotechnology, healthcare, telecommunications and transportation. However, it does not contain securities of financial companies, including investment companies. The NASDAQ 100 Index was developed

by NASDAQ OMX. There is no minimum market capitalization requirement for inclusion in the NASDAQ-100 Index. Inclusion is determined based on the top 100 largest issuers based on market capitalization meeting all other eligibility requirements. As of August 8, 2016, the range of market capitalizations of companies in the NASDAQ-100 Index was approximately \$5.2 billion to \$583.9 billion.

The Index, and consequently the Fund, may stay in any of its three possible positions for an extended period of time. As described below, the Index will change its position based on the following indicators, and each change will become effective on the second business day after the indicator for the change is triggered.

Equity Indicator. When the NASDAQ-100 TR closes above its 200-day moving average for five consecutive business days (the “Equity Indicator”), the exposure of the Index will be 100% to the NASDAQ-100, effective on the second business day following the date of the Equity Indicator.

Once the Equity Indicator has been triggered, the exposure of the Index will next change to either be 50% to the NASDAQ-100 and 50% to 3-Month US Treasury bills if the 50/50 Indicator (described below) is triggered or 100% to 3-Month US Treasury bills if both the 50/50 Indicator and the T-Bill Indicator (described below) are triggered simultaneously, effective on the second business day following the date of the indicator(s).

50/50 Indicator. When the NASDAQ-100 TR closes below its 200-day moving average for five consecutive business days (the “50/50 Indicator”), the exposure of the Index will be 50% to the NASDAQ-100 and 50% to 3-Month US Treasury bills, effective on the second business day following the date of the 50/50 Indicator. Following the effectiveness of the 50/50 Indicator, the exposure of the Index may be greater than or less than 50% with respect to the NASDAQ-100 and 3-Month US Treasury bills depending on their respective performance until either the Equity Indicator or T-Bill Indicator (described below) is triggered.

Once the 50/50 Indicator has been triggered, the exposure of the Index will next change to either be 100% to the NASDAQ-100 if the Equity Indicator is triggered or 100% to 3-Month US Treasury bills if the T-Bill Indicator (described below) is triggered, effective on the second business day following the date of the indicator.

T-Bill Indicator. When the NASDAQ-100 TR’s 200-day moving average closes lower than its value from five business days earlier (the “T-Bill Indicator”), the exposure of the Index will be 100% to 3-Month US Treasury bills, effective on the second business day following the date of the T-Bill Indicator.

For example, if today is Wednesday and the NASDAQ-100 TR’s 200-day moving average closes lower than it did on the fifth preceding business day (Wednesday of the preceding week), the T-Bill Indicator is triggered. Unlike the operation of the Equity Indicator and 50/50 Indicator, the closing values on the days in between today and the fifth preceding business day do not affect whether the T-Bill Indicator has been triggered; rather, the T-Bill Indicator simply compares today’s closing value to the closing value five business days earlier. However, the Index will not move directly from 100% exposure to the NASDAQ-100 to 100% exposure to 3-Month US Treasury bills unless the 50/50 Indicator was first triggered following the most recent triggering of the Equity Indicator.

Once the T-Bill Indicator has been triggered, the exposure of the Index will next change to be 100% to the NASDAQ-100 if the Equity Indicator is triggered, effective on the second business day following the date of the indicator. Once the T-Bill Indicator has been triggered, the Index will not return to its 50/50 position unless the Equity Indicator is simultaneously triggered, followed by the 50/50 Indicator being triggered.

The Index aims to mitigate, to some extent, the volatility of the NASDAQ-100 by tracking 3-Month US Treasury bills (instead of the NASDAQ-100) when the NASDAQ-100 TR is in a negative trend.

The Fund’s Investment Strategy

Under normal circumstances, at least 80% of the Fund’s total assets (exclusive of collateral held from securities lending) will be invested in the component securities of the Index. The Adviser expects that, over time, the correlation between the Fund’s performance and that of the Index, before fees and expenses, will be 95% or better.

The Fund will generally use a “replication” strategy to achieve its investment objective, meaning it will invest in all of the component securities of the Index, but may, when the Adviser believes it is in the best interests of the Fund, use a “representative sampling” strategy, meaning it may invest in a sample of the securities in the Index whose risk, return and other characteristics closely resemble the risk, return and other characteristics of the Index as a whole.

The Fund may also invest up to 20% of its assets in cash and cash equivalents, other investment companies, as well as securities and other instruments not included in the Index but which the Adviser believes will help the Fund track the Index.

The Fund is considered to be non-diversified, which means that it may invest more of its assets in the securities of a single issuer or a smaller number of issuers than if it were a diversified fund.

Principal Risks of Investing in the Fund

You can lose money on your investment in the Fund. The Fund is subject to the risks summarized below. Some or all of these risks may adversely affect the Fund's net asset value per share ("NAV"), trading price, yield, total return and/or ability to meet its objectives. For more information about the risks of investing in the Fund, see the section in the Fund's prospectus entitled "Additional Information about the Principal Risks of Investing in the Funds."

- **Concentration Risk.** If the Index concentrates in an industry or group of industries, the Fund's investments may be concentrated accordingly. In such event, the value of the Fund's shares may rise and fall more than the value of shares of a fund that invests in securities of companies in a broader range of industries. In addition, at times, an industry or group of industries in which the Fund is concentrated may be out of favor and underperform other industries or groups of industries.
- **Equity Market Risk.** The equity securities held in the Fund's portfolio may experience sudden, unpredictable drops in value or long periods of decline in value. This may occur because of factors that affect securities markets generally or factors affecting specific industries, sectors or companies in which the Fund invests. Common stocks are susceptible to general stock market fluctuations and to volatile increases and decreases in value as market confidence in and perceptions of their issuers change.
- **Fixed Income Risk.** The value of the Fund's direct or indirect investments in fixed income securities will fluctuate with changes in interest rates. Typically, a rise in interest rates causes a decline in the value of fixed income securities owned by the Fund. On the other hand, if rates fall, the value of the fixed income securities generally increases. The Fund may be subject to a greater risk of rising interest rates due to the current period of historically low rates and the effect of potential government fiscal policy initiatives and resulting market reaction to those initiatives. In general, the market price of fixed income securities with longer maturities will increase or decrease more in response to changes in interest rates than shorter-term securities. The value of the Fund's direct or indirect investments in fixed income securities may be affected by the inability of issuers to repay principal and interest or illiquidity in debt securities markets.
- **Government Obligations Risk.** The Fund may invest in securities issued by the U.S. government. There can be no guarantee that the United States will be able to meet its payment obligations with respect to such securities. Additionally, market prices and yields of securities supported by the full faith and credit of the U.S. government may decline or be negative for short or long periods of time.
- **High Portfolio Turnover Risk.** At times, the Fund may have a portfolio turnover rate substantially greater than 100%. A high portfolio turnover rate would result in correspondingly greater transaction expenses, including brokerage commissions, dealer markups and other transaction cost on the sale of securities and on reinvestment in other securities and may result in reduced performance and the distribution to shareholders of additional capital gains for tax purposes. These factors may negatively affect the Fund's performance.
- **Large-Capitalization Investing Risk.** The Fund may invest in the securities of large-capitalization companies. As a result, the Fund's performance may be adversely affected if securities of large-capitalization companies underperform securities of smaller-capitalization companies or the market as a whole. The securities of large-capitalization companies may be relatively mature compared to smaller companies and therefore subject to slower growth during times of economic expansion.
- **Non-Diversification Risk.** Although the Fund intends to invest in a variety of securities and instruments, the Fund is considered to be non-diversified, which means that it may invest more of its assets in the securities of a single issuer or a smaller number of issuers than if it were a diversified fund. As a result, the Fund may be more exposed to the risks associated with and developments affecting an individual issuer or a smaller number of issuers than a fund that invests more widely. This may increase the Fund's volatility and cause the performance of a relatively smaller number of issuers to have a greater impact on the Fund's performance.
- **Other Investment Companies Risk.** The Fund will incur higher and duplicative expenses when it invests in other investment companies such as exchange traded funds ("ETFs"). There is also the risk that the Fund may suffer losses due to the investment practices of the underlying funds. When the Fund invests in other investment companies, the Fund will be subject to substantially the same risks as those associated with the direct ownership of securities held by such investment companies. Investments in ETFs are also subject to the following risks: (i) the market price of an ETF's shares

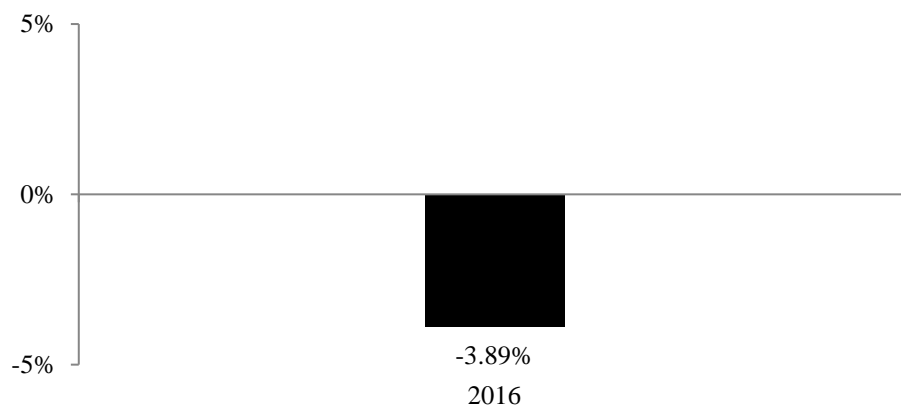
may trade above or below their net asset value; (ii) an active trading market for an ETF's shares may not develop or be maintained; and (iii) trading of an ETF's shares may be halted for a number of reasons.

- **Passive Investment Risk.** The Fund is not actively managed and the Adviser would not sell a security due to current or projected underperformance of a security, industry or sector, unless that security is removed from the Index or the selling of shares of that security is otherwise required upon a reconstitution of the Index in accordance with the Index methodology. The Fund invests in securities included in the Index regardless of their investment merits. The Fund does not take defensive positions under any market conditions, including conditions that are adverse to the performance of the Fund.
- **Sector Risk.** To the extent the Fund invests more heavily in particular sectors of the economy, its performance will be especially sensitive to developments that significantly affect those sectors.
 - *Information Technology Sector Risk.* Market or economic factors impacting information technology companies and companies that rely heavily on technological advances could have a significant effect on the value of the Fund's investments. The value of stocks of information technology companies and companies that rely heavily on technology is particularly vulnerable to rapid changes in technology product cycles, rapid product obsolescence, government regulation and competition, both domestically and internationally, including competition from foreign competitors with lower production costs. Stocks of information technology companies and companies that rely heavily on technology, especially those of smaller, less-seasoned companies, tend to be more volatile than the overall market. Information technology companies are heavily dependent on patent and intellectual property rights, the loss or impairment of which may adversely affect profitability.
- **Shares of the Fund May Trade at Prices Other Than NAV.** As with all ETFs, Fund shares may be bought and sold in the secondary market at market prices. The price of Fund shares, like the price of all traded securities, will be subject to factors such as supply and demand, as well as the current value of the Fund's portfolio holdings. Although it is expected that the market price of the shares of the Fund will approximate the Fund's NAV, there may be times when the market price of the shares is more than the NAV intra-day (premium) or less than the NAV intra-day (discount). This risk is heightened in times of market volatility, periods of steep market declines, and periods when there is limited trading activity for shares in the secondary market, in which case such premiums or discounts may be significant.
- **Tracking Risk.** The Fund's return may not track the return of the Index for a number of reasons. For example, the Fund incurs a number of operating expenses not applicable to the Index, and incurs costs in buying and selling securities, especially when rebalancing the Fund's securities holdings to reflect changes in the composition of the Index. In addition, when the Fund uses a representative sampling approach, the Fund may not be as well correlated with the return of the Index as when the Fund purchases all of the securities in the Index in the proportions in which they are represented in the Index.
- **Trend Lag Risk.** At least six consecutive trading days will elapse after the NASDAQ-100 TR first drops below its historical 200-day simple moving average (or conversely, first moves above such average) before the Index will switch from tracking the NASDAQ-100 to 3-Month US Treasury bills (or conversely, from 3-Month US Treasury bills to the NASDAQ-100). As a result, if the NASDAQ-100 TR is in an overall positive trend, the Index and consequently the Fund may be adversely affected by a downward trend and/or volatility in the NASDAQ-100 TR for up to six consecutive trading days (or conversely, if the NASDAQ-100 TR is in an overall negative trend, the Index and consequently the Fund may not benefit from an upward trend and/or volatility in the NASDAQ-100 TR for up to six consecutive trading days). Accordingly, the methodology employed by the Index does not eliminate exposure to downward trends and/or volatility in the NASDAQ-100 TR and does not provide immediate exposure to upward trends and/or volatility in the NASDAQ-100 TR.

Fund Performance

The following information provides some indication of the risks of investing in the Fund. The bar chart shows the annual return for the Fund. The table shows how the Fund's average annual returns for one year and since inception compare with those of the Index and a broad measure of market performance. The Fund's past performance, before and after taxes, is not necessarily an indication of how the Fund will perform in the future. Updated performance information is available on the Fund's website at www.paceretfs.com or by calling the Fund toll-free at 1-877-337-0500.

Calendar Year Total Return as of December 31



For the year-to-date period ended June 30, 2017, the Fund’s total return was 16.39%. During the period of time shown in the bar chart, the Fund’s highest return for a calendar quarter was 10.51% (quarter ended September 30, 2016) and the Fund’s lowest return for a calendar quarter was -7.35% (quarter ended March 31, 2016).

Average Annual Total Returns (for the period ended December 31, 2016)

	1 Year	Since Inception (6/11/15)
Pacer Trendpilot 100 ETF		
Return Before Taxes	-3.89%	-5.17%
Return After Taxes on Distributions	-3.96%	-5.24%
Return After Taxes on Distributions and Sale of Fund Shares	-2.14%	-3.92%
Pacer NASDAQ-100 Trendpilot Index (reflects no deduction for fees, expenses, or taxes)	-3.18%	-4.50%
NASDAQ-100 Index (reflects no deduction for fees, expenses, or taxes)	7.27%	6.62%

Management

Investment Adviser

Pacer Advisors, Inc. (the “Adviser”) serves as investment adviser to the Fund.

Portfolio Managers

The Fund employs a rules-based, passive investment strategy. The Adviser uses a committee approach to managing the Fund. Bruce Kavanaugh, Vice President of the Adviser, and Michael Mack, Investment Analyst for the Adviser, have primary responsibility for the day-to-day management of the Fund and have served as Fund portfolio managers since the Fund’s inception.

Buying and Selling Fund Shares

The Fund is an ETF. This means that shares of the Fund are listed on a national securities exchange, such as BATS BZX Exchange, Inc., and trade at market prices. Most investors will buy and sell shares of the Fund through brokers. Because Fund shares trade at market prices rather than NAV, shares may trade at a price greater than NAV (premium) or less than NAV (discount).

The Fund issues and redeems shares at NAV only in large blocks of shares (“Creation Units”), which only institutions or large investors may purchase or redeem. Currently, Creation Units generally consist of 50,000 shares, though this may change from time to time. The Fund generally issues and redeems Creation Units in exchange for a portfolio of securities (the “Deposit Securities”) and/or a designated amount of U.S. cash that the Fund specifies each day.

Tax Information

Fund distributions are generally taxable as ordinary income, qualified dividend income, or capital gains (or a combination), unless your investment is in an IRA or other tax-advantaged retirement account. Distributions may be taxable upon withdrawal from tax-deferred accounts.

Payments to Broker-Dealers and Other Financial Intermediaries

If you purchase the Fund through a broker or other financial intermediary (such as a bank), the Adviser and its related companies may pay the intermediary for activities related to the marketing and promotion of the Fund. These payments may create a conflict of interest by influencing the broker-dealer or other intermediary and your sales person to recommend the Fund over another investment. Ask your sales person or visit your financial intermediary's website for more information.

Pacer Trendpilot™ European Index ETF

Investment Objective

The Pacer Trendpilot European Index ETF (the “Fund”) is an exchange traded fund that seeks to track the total return performance, before fees and expenses, of the Pacer Trendpilot European Index (the “Index”).

Fees and Expenses of the Fund

The following table describes the fees and expenses you may pay if you buy and hold shares of the Fund. The fees are expressed as a percentage of the Fund’s average net assets. This table and the Example below do not include the brokerage commissions that investors may pay on their purchases and sales of Fund shares.

Annual Fund Operating Expenses (expenses that you pay each year as a percentage of the value of your investment)	
Management Fees	0.65%
Distribution and/or Service (12b-1) Fees	None
Other Expenses	0.00%
Acquired Fund Fees and Expenses	0.02%
Total Annual Fund Operating Expenses¹	0.67%

¹ The Total Annual Fund Operating Expenses in this fee table may not correlate to the expense ratio in the Fund’s Financial Highlights because the Financial Highlights reflect only the direct operating expenses of the Fund and do not include Acquired Fund Fees and Expenses.

Example

The following example is intended to help retail investors compare the cost of investing in the Fund with the cost of investing in other funds. It illustrates the hypothetical expenses that such investors would incur over various periods if they were to invest \$10,000 in the Fund for the time periods indicated and then redeem all of the shares at the end of those periods. This example assumes that the Fund provides a return of 5% a year and that operating expenses remain the same. Although your actual costs may be higher or lower, based on these assumptions, your costs would be:

1 Year	3 Years	5 Years	10 Years
\$68	\$214	\$373	\$835

Portfolio Turnover

The Fund pays transaction costs, such as commissions, when it buys and sells securities (or “turns over” its portfolio). A higher portfolio turnover rate may indicate higher transaction costs and may result in higher taxes when Fund shares are held in a taxable account. These costs, which are not reflected in annual fund operating expenses or in the example, affect the Fund’s performance. For the fiscal year ended April 30, 2017, the Fund’s portfolio turnover rate was 143% of the average value of its portfolio.

Principal Investment Strategies of the Fund

The Fund employs a “passive management” (or indexing) investment approach designed to track the total return performance, before fees and expenses, of the Index. The Index is based on a proprietary methodology developed by Index Design Group, an affiliate of Pacer Advisors, Inc., the Fund’s investment adviser (the “Adviser”).

The Index

The Index uses an objective, rules-based methodology to implement a systematic trend-following strategy that directs exposure (i) 100% to the FTSE Eurozone Index (formerly the FTSE Eurobloc Index), (ii) 50% to the FTSE Eurozone Index and 50% to 3-Month US Treasury bills, or (iii) 100% to 3-Month US Treasury bills, depending on the relative performance of the FTSE Eurozone Total Return Index (“FTSE Eurozone TR”) and its 200-business day historical simple moving average (the “200-day moving average”).

The FTSE Eurozone Index is a rules-based, float-adjusted, market capitalization-weighted index comprised of large- and mid-capitalization stocks providing coverage of the developed markets in the euro zone, including primarily France, Germany, Spain, the Netherlands, and Italy. The FTSE Eurozone Index is a subset of the FTSE Global Equity Index Series, which covers 98% of the world’s investable market capitalization. The FTSE Eurozone TR is a total return version of the FTSE Eurozone Index and reflects the reinvestment of dividends paid by the securities in the FTSE Eurozone Index.

The Index, and consequently the Fund, may stay in any of its three possible positions for an extended period of time. As described below, the Index will change its position based on the following indicators, and each change will become effective on the second business day after the indicator for the change is triggered.

Equity Indicator. When the FTSE Eurozone TR closes above its 200-day moving average for five consecutive business days (the “Equity Indicator”), the exposure of the Index will be 100% to the FTSE Eurozone Index, effective on the second business day following the date of the Equity Indicator.

Once the Equity Indicator has been triggered, the exposure of the Index will next change to either be 50% to the FTSE Eurozone Index and 50% to 3-Month US Treasury bills if the 50/50 Indicator (described below) is triggered or 100% to 3-Month US Treasury bills if both the 50/50 Indicator and the T-Bill Indicator (described below) are triggered simultaneously, effective on the second business day following the date of the indicator(s).

50/50 Indicator. When the FTSE Eurozone TR closes below its 200-day moving average for five consecutive business days (the “50/50 Indicator”), the exposure of the Index will be 50% to the FTSE Eurozone Index and 50% to 3-Month US Treasury bills, effective on the second business day following the date of the 50/50 Indicator. Following the effectiveness of the 50/50 Indicator, the exposure of the Index may be greater than or less than 50% with respect to the FTSE Eurozone Index and 3-Month US Treasury bills depending on their respective performance until either the Equity Indicator or T-Bill Indicator (described below) is triggered.

Once the 50/50 Indicator has been triggered, the exposure of the Index will next change to either be 100% to the FTSE Eurozone Index if the Equity Indicator is triggered or 100% to 3-Month US Treasury bills if the T-Bill Indicator (described below) is triggered, effective on the second business day following the date of the indicator.

T-Bill Indicator. When the FTSE Eurozone TR’s 200-day moving average closes lower than its value from five business days earlier (the “T-Bill Indicator”), the exposure of the Index will be 100% to 3-Month US Treasury bills, effective on the second business day following the date of the T-Bill Indicator.

For example, if today is Wednesday and the FTSE Eurozone TR’s 200-day moving average closes lower than it did on the fifth preceding business day (Wednesday of the preceding week), the T-Bill Indicator is triggered. Unlike the operation of the Equity Indicator and 50/50 Indicator, the closing values on the days in between today and the fifth preceding business day do not affect whether the T-Bill Indicator has been triggered; rather, the T-Bill Indicator simply compares today’s closing value to the closing value five business days earlier. However, the Index will not move directly from 100% exposure to the FTSE Eurozone Index to 100% exposure to 3-Month US Treasury bills unless the 50/50 Indicator was simultaneously triggered following the most recent triggering of the Equity Indicator.

Once the T-Bill Indicator has been triggered, the exposure of the Index will next change to be 100% to the FTSE Eurozone Index if the Equity Indicator is triggered, effective on the second business day following the date of the indicator. Once the T-Bill Indicator has been triggered, the Index will not return to its 50/50 position unless the Equity Indicator is first triggered, followed by the 50/50 Indicator being triggered.

The Index aims to mitigate, to some extent, the volatility of the FTSE Eurozone Index by tracking 3-Month US Treasury bills (instead of the FTSE Eurozone Index) when the FTSE Eurozone TR is in a negative trend.

The Fund’s Investment Strategy

Under normal circumstances, at least 80% of the Fund’s total assets (exclusive of collateral held from securities lending) will be invested in the component securities of the Index and investments that have economic characteristics that are substantially identical to the economic characteristics of such component securities (e.g., depositary receipts). The Adviser expects that, over time, the correlation between the Fund’s performance and that of the Index, before fees and expenses, will be 95% or better.

The Fund will generally use a “replication” strategy to achieve its investment objective, meaning it will invest in all of the component securities of the Index, but may, when the Adviser believes it is in the best interests of the Fund, use a “representative sampling” strategy, meaning it may invest in a sample of the securities in the Index whose risk, return and other characteristics closely resemble the risk, return and other characteristics of the Index as a whole.

The Fund may also invest up to 20% of its assets in cash and cash equivalents, other investment companies, as well as securities and other instruments not included in the Index but which the Adviser believes will help the Fund track the Index.

The Fund is considered to be non-diversified, which means that it may invest more of its assets in the securities of a single issuer or a smaller number of issuers than if it were a diversified fund.

Principal Risks of Investing in the Fund

You can lose money on your investment in the Fund. The Fund is subject to the risks summarized below. Some or all of these risks may adversely affect the Fund's net asset value per share ("NAV"), trading price, yield, total return and/or ability to meet its objectives. For more information about the risks of investing in the Fund, see the section in the Fund's prospectus entitled "Additional Information about the Principal Risks of Investing in the Funds."

- **Currency Exchange Rate Risk.** The Fund's assets may include investments denominated in non-U.S. currencies, such as the euro, or in securities or other assets that provide exposure to such currencies. Changes in currency exchange rates and the relative value of non-U.S. currencies will affect the value of the Fund's investment and the value of your Fund shares. Currency exchange rates can be very volatile and can change quickly and unpredictably. As a result, the value of an investment in the Fund may change quickly and without warning and you may lose money.
- **Equity Market Risk.** The equity securities held in the Fund's portfolio may experience sudden, unpredictable drops in value or long periods of decline in value. This may occur because of factors that affect securities markets generally or factors affecting specific industries, sectors or companies in which the Fund invests. Common stocks are susceptible to general stock market fluctuations and to volatile increases and decreases in value as market confidence in and perceptions of their issuers change.
- **European Investments Risk.** The Fund is more exposed to the economic and political risks of Europe and of the European countries in which it invests than funds whose investments are more geographically diversified. Adverse economic and political events in Europe may cause the Fund's investments to decline in value. The economies and markets of European countries are often closely connected and interdependent, and events in one country in Europe can have an adverse impact on other European countries. The Fund makes investments in securities of issuers that are domiciled in, or have significant operations in, member countries of the European Union (the "EU") that are subject to economic and monetary controls that can adversely affect the Fund's investments. The European financial markets have experienced volatility and adverse trends in recent years and these events have adversely affected the exchange rate of the euro and may continue to significantly affect other European countries. Decreasing imports or exports, changes in governmental or EU regulations on trade, changes in the exchange rate of the euro, the default or threat of default by an EU member country on its sovereign debt, and/or an economic recession in an EU member country may have a significant adverse effect on the economies of EU member countries and their trading partners, including some or all of the European countries in which the Fund invests.

At a referendum in June 2016, the United Kingdom ("UK") voted to leave the EU. It is expected that the UK will invoke article 50 of the Lisbon Treaty to withdraw from the EU by the end of March 2019, however there is a significant degree of uncertainty about how negotiations relating to the UK's withdrawal will be conducted, as well as the potential consequences and precise timeframe for "Brexit". On March 29, 2017, the UK initiated the two-year exit process by notifying the European Council of the UK's intention to withdraw from the EU. During this period and beyond, the impact on the UK and European economies and the broader global economy could be significant, resulting in negative impacts, such as increased volatility and illiquidity, and potentially lower economic growth of markets in the UK, Europe and globally, which may adversely affect the value of the Fund's investments.

- **Fixed Income Risk.** The value of the Fund's direct or indirect investments in fixed income securities will fluctuate with changes in interest rates. Typically, a rise in interest rates causes a decline in the value of fixed income securities owned by the Fund. On the other hand, if rates fall, the value of the fixed income securities generally increases. The Fund may be subject to a greater risk of rising interest rates due to the current period of historically low rates and the effect of potential government fiscal policy initiatives and resulting market reaction to those initiatives. In general, the market price of fixed income securities with longer maturities will increase or decrease more in response to changes in interest rates than shorter-term securities. The value of the Fund's direct or indirect investments in fixed income securities may be affected by the inability of issuers to repay principal and interest or illiquidity in debt securities markets.
- **Foreign Securities Risk.** Investments in non-U.S. securities involve certain risks that may not be present with investments in U.S. securities. For example, investments in non-U.S. securities may be subject to risk of loss due to foreign currency fluctuations or to political or economic instability. Investments in non-U.S. securities also may be subject to withholding or other taxes and may be subject to additional trading, settlement, custodial, and operational risks. These and other factors can make investments in the Fund more volatile and potentially less liquid than other types of investments.

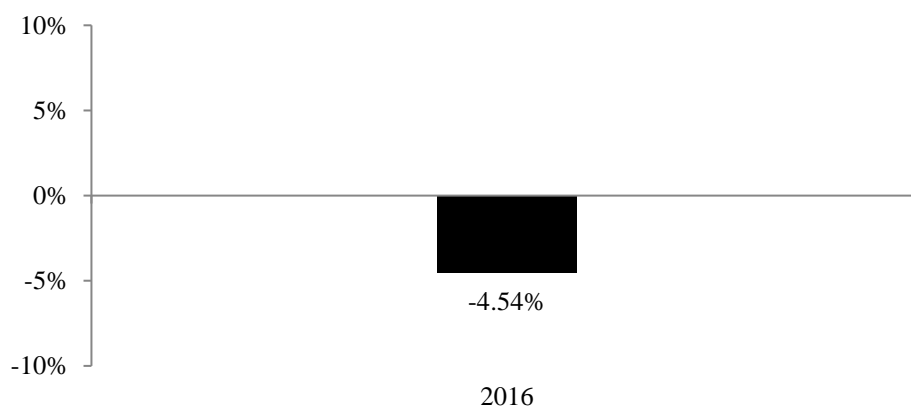
- **Geographic Concentration Risk.** To the extent the Fund invests a significant portion of its assets in the securities of companies of a single country or region, it is more likely to be impacted by events or conditions affecting that country or region. The Index's, and therefore the Fund's, heavy equity exposure to two countries (France and Germany) subjects the Fund to a higher degree of country risk than that of more geographically diversified international funds.
- **Government Obligations Risk.** The Fund may invest in securities issued by the U.S. government. There can be no guarantee that the United States will be able to meet its payment obligations with respect to such securities. Additionally, market prices and yields of securities supported by the full faith and credit of the U.S. government may decline or be negative for short or long periods of time.
- **High Portfolio Turnover Risk.** At times, the Fund may have a portfolio turnover rate substantially greater than 100%. A high portfolio turnover rate would result in correspondingly greater transaction expenses, including brokerage commissions, dealer mark ups and other transaction costs, on the sale of securities and on reinvestment in other securities and may result in reduced performance and the distribution to shareholders of additional capital gains for tax purposes. These factors may negatively affect the Fund's performance.
- **Large-Capitalization Investing Risk.** The Fund may invest in the securities of large-capitalization companies. As a result, the Fund's performance may be adversely affected if securities of large-capitalization companies underperform securities of smaller-capitalization companies or the market as a whole. The securities of large-capitalization companies may be relatively mature compared to smaller companies and therefore subject to slower growth during times of economic expansion.
- **Mid-Capitalization Investing Risk.** The Fund may invest in the securities of mid-capitalization companies. As a result, the Fund's performance may be adversely affected if securities of mid-capitalization companies underperform securities of other capitalization ranges or the market as a whole. Securities of smaller companies trade in smaller volumes and are often more vulnerable to market volatility than securities of larger companies.
- **Non-Diversification Risk.** Although the Fund intends to invest in a variety of securities and instruments, the Fund is considered to be non-diversified, which means that it may invest more of its assets in the securities of a single issuer or a smaller number of issuers than if it were a diversified fund. As a result, the Fund may be more exposed to the risks associated with and developments affecting an individual issuer or a smaller number of issuers than a fund that invests more widely. This may increase the Fund's volatility and cause the performance of a relatively smaller number of issuers to have a greater impact on the Fund's performance.
- **Other Investment Companies Risk.** The Fund will incur higher and duplicative expenses when it invests in other investment companies such as exchange traded funds ("ETFs"). There is also the risk that the Fund may suffer losses due to the investment practices of the underlying funds. When the Fund invests in other investment companies, the Fund will be subject to substantially the same risks as those associated with the direct ownership of securities held by such investment companies. Investments in ETFs are also subject to the following risks: (i) the market price of an ETF's shares may trade above or below their net asset value; (ii) an active trading market for an ETF's shares may not develop or be maintained; and (iii) trading of an ETF's shares may be halted for a number of reasons.
- **Passive Investment Risk.** The Fund is not actively managed and the Adviser would not sell a security due to current or projected underperformance of a security, industry or sector, unless that security is removed from the Index or the selling of shares of that security is otherwise required upon a reconstitution of the Index in accordance with the Index methodology. The Fund invests in securities included in, the Index, regardless of their investment merits. The Fund does not take defensive positions under any market conditions, including conditions that are adverse to the performance of the Fund.
- **Shares of the Fund May Trade at Prices Other Than NAV.** As with all ETFs, Fund shares may be bought and sold in the secondary market at market prices. The price of Fund shares, like the price of all traded securities, will be subject to factors such as supply and demand, as well as the current value of the Fund's portfolio holdings. Although it is expected that the market price of the shares of the Fund will approximate the Fund's NAV, there may be times when the market price of the shares is more than the NAV intra-day (premium) or less than the NAV intra-day (discount). This risk is heightened in times of market volatility, periods of steep market declines, and periods when there is limited trading activity for shares in the secondary market, in which case such premiums or discounts may be significant. Because securities held by the Fund trade on foreign exchanges that are closed when the Fund's primary listing exchange is open, the Fund is likely to experience premiums and discounts greater than those of domestic ETFs.

- **Tracking Risk.** The Fund's return may not track the return of the Index for a number of reasons. For example, the Fund incurs a number of operating expenses not applicable to the Index, and incurs costs in buying and selling securities, especially when rebalancing the Fund's securities holdings to reflect changes in the composition of the Index. In addition, when the Fund uses a representative sampling approach, the Fund may not be as well correlated with the return of the Index as when the Fund purchases all of the securities in the Index in the proportions in which they are represented in the Index. To the extent the Fund calculates its NAV based on fair value prices and the value of the Index is based on securities' closing prices on local foreign markets (i.e., the value of the Index is not based on fair value prices), the Fund's ability to track the Index may be adversely affected.
- **Trend Lag Risk.** At least six consecutive trading days will elapse after the FTSE Eurozone TR first drops below its historical 200-day simple moving average (or conversely, first moves above such average) before the Index will switch from tracking the FTSE Eurozone Index to 3-Month US Treasury bills (or conversely, from 3-Month US Treasury bills to the FTSE Eurozone Index). As a result, if the FTSE Eurozone TR is in an overall positive trend, the Index and consequently the Fund may be adversely affected by a downward trend and/or volatility in the FTSE Eurozone TR for up to six consecutive trading days (or conversely, if the FTSE Eurozone TR is in an overall negative trend, the Index and consequently the Fund may not benefit from an upward trend and/or volatility in the FTSE Eurozone TR for up to six consecutive trading days). Accordingly, the methodology employed by the Index does not eliminate exposure to downward trends and/or volatility in the FTSE Eurozone TR or provide immediate exposure to upward trends and/or volatility in the FTSE Eurozone TR.

Fund Performance

The following information provides some indication of the risks of investing in the Fund. The bar chart shows the annual return for the Fund. The table shows how the Fund's average annual returns for one year and since inception compare with those of the Index and a broad measure of market performance. The Fund's past performance, before and after taxes, is not necessarily an indication of how the Fund will perform in the future. Updated performance information is available on the Fund's website at www.paceretfs.com or by calling the Fund toll-free at 1-877-337-0500.

Calendar Year Total Return as of December 31



For the year-to-date period ended June 30, 2017, the Fund's total return was 17.78%. During the period of time shown in the bar chart, the Fund's highest return for a calendar quarter was 3.93% (quarter ended September 30, 2016) and the Fund's lowest return for a calendar quarter was -8.93% (quarter ended June 30, 2016).

Average Annual Total Returns (for the period ended December 31, 2016)

	1 Year	Since Inception (6/11/15)
Pacer Trendpilot European Index ETF		
Return Before Taxes	-4.54%	-4.33%
Return After Taxes on Distributions	-4.54%	-4.33%
Return After Taxes on Distributions and Sale of Fund Shares	-2.57%	-3.30%
Pacer Trendpilot European Index (reflects no deduction for fees, expenses, or taxes)	-3.28%	-3.12%
FTSE Eurozone Index (reflects no deduction for fees, expenses, or taxes)	2.19%	4.82%

Management

Investment Adviser

Pacer Advisors, Inc. (the “Adviser”) serves as investment adviser to the Fund.

Portfolio Managers

The Fund employs a rules-based, passive investment strategy. The Adviser uses a committee approach to managing the Fund. Bruce Kavanaugh, Vice President of the Adviser, and Michael Mack, Investment Analyst for the Adviser, have primary responsibility for the day-to-day management of the Fund and have served as Fund portfolio managers since the Fund’s inception.

Buying and Selling Fund Shares

The Fund is an ETF. This means that shares of the Fund are listed on a national securities exchange, such as BATS BZX Exchange, Inc., and trade at market prices. Most investors will buy and sell shares of the Fund through brokers. Because Fund shares trade at market prices rather than NAV, shares may trade at a price greater than NAV (premium) or less than NAV (discount).

The Fund issues and redeems shares at NAV only in large blocks of shares (“Creation Units”), which only institutions or large investors may purchase or redeem. Currently, Creation Units generally consist of 50,000 shares, though this may change from time to time. The Fund generally issues and redeems Creation Units in exchange for a portfolio of securities (the “Deposit Securities”) and/or a designated amount of U.S. cash that the Fund specifies each day.

Tax Information

Fund distributions are generally taxable as ordinary income, qualified dividend income, or capital gains (or a combination), unless your investment is in an IRA or other tax-advantaged retirement account. Distributions may be taxable upon withdrawal from tax-deferred accounts.

Payments to Broker-Dealers and Other Financial Intermediaries

If you purchase the Fund through a broker or other financial intermediary (such as a bank), the Adviser and its related companies may pay the intermediary for activities related to the marketing and promotion of the Fund. These payments may create a conflict of interest by influencing the broker-dealer or other intermediary and your sales person to recommend the Fund over another investment. Ask your sales person or visit your financial intermediary’s website for more information.

Pacer Global Cash Cows Dividend ETF

Investment Objective

The Pacer Global Cash Cows Dividend ETF (the “Fund”) seeks to track the total return performance, before fees and expenses, of the Pacer Global Cash Cows Dividend Index (the “Index”).

Fees and Expenses of the Fund

The following table describes the fees and expenses you may pay if you buy and hold shares of the Fund. The fees are expressed as a percentage of the Fund’s average net assets. This table and the Example below do not include the brokerage commissions that investors may pay on their purchases and sales of Fund shares.

Annual Fund Operating Expenses (expenses that you pay each year as a percentage of the value of your investment)	
Management Fees	0.60%
Distribution and/or Service (12b-1) Fees	None
Other Expenses	0.00%
Total Annual Fund Operating Expenses	0.60%

Example

The following example is intended to help retail investors compare the cost of investing in the Fund with the cost of investing in other funds. It illustrates the hypothetical expenses that such investors would incur over various periods if they were to invest \$10,000 in the Fund for the time periods indicated and then redeem all of the shares at the end of those periods. This example assumes that the Fund provides a return of 5% a year and that operating expenses remain the same. Although your actual costs may be higher or lower, based on these assumptions, your costs would be:

1 Year	3 Years	5 Years	10 Years
\$61	\$192	\$335	\$750

Portfolio Turnover

The Fund pays transaction costs, such as commissions, when it buys and sells securities (or “turns over” its portfolio). A higher portfolio turnover rate may indicate higher transaction costs and may result in higher taxes when Fund shares are held in a taxable account. These costs, which are not reflected in annual fund operating expenses or in the example, affect the Fund’s performance. For the fiscal year ended April 30, 2017, the Fund’s portfolio turnover rate was 44% of the average value of its portfolio.

Principal Investment Strategies of the Fund

The Fund employs a “passive management” (or indexing) investment approach designed to track the total return performance, before fees and expenses, of the Index. The Index is based on a proprietary methodology developed by Index Design Group, an affiliate of Pacer Advisors, Inc., the Fund’s investment adviser (the “Adviser”).

The Index

The Index uses an objective, rules-based methodology to provide exposure to global companies with high dividend yields backed by a high free cash flow yield.

The initial index universe is derived from the component companies of the FTSE Developed Large Cap Index. The initial universe of companies is screened based on their average projected free cash flows and earnings (if available) over each of the next two fiscal years. Companies with negative average projected free cash flows or earnings are removed from the Index universe. Additionally, financial companies, other than real estate investment trusts (“REITs”), are excluded from the Index universe.

Free Cash Flow (FCF): A company’s cash flow from operations minus capital expenditures.

Enterprise Value (EV): A company’s market capitalization plus its debt and minus its cash and cash equivalents.

Free Cash Flow Yield: FCF / EV

The remaining companies are ranked by their free cash flow yield for the trailing twelve month period. The 300 companies with the highest free cash flow yield are then ranked by their dividend yield. The equity securities of the 100 companies with the highest dividend yield are included in the Index.

At the time of each rebalance of the Index, the companies included in the Index are weighted based on the aggregate amount of dividends distributed by each company for the trailing twelve month period, and weightings are capped at 2% of the weight of the Index for any individual company. The index is reconstituted and rebalanced semi-annually as of the close of business on the 2nd Wednesday of June and December.

The Fund's Investment Strategy

Under normal circumstances, at least 80% of the Fund's total assets (exclusive of collateral held from securities lending) will be invested in the components of the Index and investments that have economic characteristics that are substantially identical to the economic characteristics of such component securities (e.g., depositary receipts). The Adviser expects that, over time, the correlation between the Fund's performance and that of the Index, before fees and expenses, will be 95% or better.

The Fund will generally use a "replication" strategy to achieve its investment objective, meaning it will invest in all of the component securities of the Index, but may, when the Adviser believes it is in the best interests of the Fund, use a "representative sampling" strategy, meaning it may invest in a sample of the securities in the Index whose risk, return and other characteristics closely resemble the risk, return and other characteristics of the Index as a whole.

The Fund may also invest up to 20% of its assets in cash and cash equivalents, other investment companies, as well as securities and other instruments not included in the Index but which the Adviser believes will help the Fund track the Index.

The Fund is considered to be non-diversified, which means that it may invest more of its assets in the securities of a single issuer or a smaller number of issuers than if it were a diversified fund.

Principal Risks of Investing in the Fund

You can lose money on your investment in the Fund. The Fund is subject to the risks summarized below. Some or all of these risks may adversely affect the Fund's net asset value per share ("NAV"), trading price, yield, total return and/or ability to meet its objectives. For more information about the risks of investing in the Fund, see the section in the Fund's prospectus entitled "Additional Information about the Principal Risks of Investing in the Funds."

- **Concentration Risk.** If the Index concentrates in an industry or group of industries, the Fund's investments may be concentrated accordingly. In such event, the value of the Fund's shares may rise and fall more than the value of shares of a fund that invests in securities of companies in a broader range of industries. In addition, at times, an industry or group of industries in which the Fund is concentrated may be out of favor and underperform other industries or groups of industries.
- **Currency Exchange Rate Risk.** The Fund's assets may include investments denominated in non-U.S. currencies, such as the euro, or in securities or other assets that provide exposure to such currencies. Changes in currency exchange rates and the relative value of non-U.S. currencies will affect the value of the Fund's investment and the value of your Fund shares. Currency exchange rates can be very volatile and can change quickly and unpredictably. As a result, the value of an investment in the Fund may change quickly and without warning and you may lose money.
- **Equity Market Risk.** The equity securities held in the Fund's portfolio may experience sudden, unpredictable drops in value or long periods of decline in value. This may occur because of factors that affect securities markets generally or factors affecting specific industries, sectors or companies in which the Fund invests. Common stocks are susceptible to general stock market fluctuations and to volatile increases and decreases in value as market confidence in and perceptions of their issuers change.
- **Foreign Securities Risk.** Investments in non-U.S. securities involve certain risks that may not be present with investments in U.S. securities. For example, investments in non-U.S. securities may be subject to risk of loss due to foreign currency fluctuations or to political or economic instability. Investments in non-U.S. securities also may be subject to withholding or other taxes and may be subject to additional trading, settlement, custodial, and operational risks. These and other factors can make investments in the Fund more volatile and potentially less liquid than other types of investments.
- **Geographic Concentration Risk.** To the extent the Fund invests a significant portion of its assets in the securities of companies of a single country or region, it is more likely to be impacted by events or conditions affecting that country or region.

- **High Portfolio Turnover Risk.** At times, the Fund may have a portfolio turnover rate substantially greater than 100%. A high portfolio turnover rate would result in correspondingly greater transaction expenses, including brokerage commissions, dealer mark ups and other transaction costs, on the sale of securities and on reinvestment in other securities and may result in reduced performance and the distribution to shareholders of additional capital gains for tax purposes. These factors may negatively affect the Fund’s performance.
- **Large-Capitalization Investing Risk.** The Fund may invest in the securities of large-capitalization companies. As a result, the Fund’s performance may be adversely affected if securities of large-capitalization companies underperform securities of smaller-capitalization companies or the market as a whole. The securities of large-capitalization companies may be relatively mature compared to smaller companies and therefore subject to slower growth during times of economic expansion.
- **Limited Operating History.** The Fund is a recently organized, non-diversified management investment company with limited operating history. As a result, prospective investors have a limited track record on which to base their investment decision. An investment in the Fund may therefore involve greater uncertainty than an investment in a fund with a more established record of performance.
- **Non-Diversification Risk.** Although the Fund intends to invest in a variety of securities and instruments, the Fund is considered to be non-diversified, which means that it may invest more of its assets in the securities of a single issuer or a smaller number of issuers than if it were a diversified fund. As a result, the Fund may be more exposed to the risks associated with and developments affecting an individual issuer or a smaller number of issuers than a fund that invests more widely. This may increase the Fund’s volatility and cause the performance of a relatively smaller number of issuers to have a greater impact on the Fund’s performance.
- **Passive Investment Risk.** The Fund is not actively managed and the Adviser would not sell a security due to current or projected underperformance of a security, industry or sector, unless that security is removed from the Index or the selling of shares of that security is otherwise required upon a reconstitution of the Index in accordance with the Index methodology. The Fund invests in securities included in, the Index, regardless of their investment merits. The Fund does not take defensive positions under any market conditions, including conditions that are adverse to the performance of the Fund.
- **Shares of the Fund May Trade at Prices Other Than NAV.** As with all exchange traded funds (“ETFs”), Fund shares may be bought and sold in the secondary market at market prices. The price of Fund shares, like the price of all traded securities, will be subject to factors such as supply and demand, as well as the current value of the Fund’s portfolio holdings. Although it is expected that the market price of the shares of the Fund will approximate the Fund’s NAV, there may be times when the market price of the shares is more than the NAV intra-day (premium) or less than the NAV intra-day (discount). This risk is heightened in times of market volatility, periods of steep market declines, and periods when there is limited trading activity for shares in the secondary market, in which case such premiums or discounts may be significant. Because securities held by the Fund trade on foreign exchanges that are closed when the Fund’s primary listing exchange is open, the Fund is likely to experience premiums and discounts greater than those of domestic ETFs.
- **Style Risk.** The Fund’s emphasis on dividend-paying stocks involves the risk that such stocks may fall out of favor with investors and underperform the market. Also, a company may reduce or eliminate its dividend, which may have a negative impact on the Fund’s performance.
- **Tracking Risk.** The Fund’s return may not track the return of the Index for a number of reasons. For example, the Fund incurs a number of operating expenses not applicable to the Index, and incurs costs in buying and selling securities, especially when rebalancing the Fund’s securities holdings to reflect changes in the composition of the Index. In addition, when the Fund uses a representative sampling approach, the Fund may not be as well correlated with the return of the Index as when the Fund purchases all of the securities in the Index in the proportions in which they are represented in the Index. To the extent the Fund calculates its NAV based on fair value prices and the value of the Index is based on securities’ closing prices on local foreign markets (i.e., the value of the Index is not based on fair value prices), the Fund’s ability to track the Index may be adversely affected.

Fund Performance

Performance information for the Fund is not included because the Fund did not have a full calendar year of performance prior to the date of this Prospectus. In the future, performance information for the Fund will be presented in this section. Updated performance information is available on the Fund’s website at www.paceretfs.com or by calling the Fund toll-free at 1-877-337-0500.

Management

Investment Adviser

Pacer Advisors, Inc. (the “Adviser”) serves as investment adviser to the Fund.

Portfolio Managers

The Fund employs a rules-based, passive investment strategy. The Adviser uses a committee approach to managing the Fund. Bruce Kavanaugh, Vice President of the Adviser, and Michael Mack, Investment Analyst for the Adviser, have primary responsibility for the day-to-day management of the Fund and have served as Fund portfolio managers since the Fund’s inception.

Buying and Selling Fund Shares

The Fund is an ETF. This means that shares of the Fund are listed on a national securities exchange, such as BATS BZX Exchange, Inc., and trade at market prices. Most investors will buy and sell shares of the Fund through brokers. Because Fund shares trade at market prices rather than NAV, shares may trade at a price greater than NAV (premium) or less than NAV (discount).

The Fund issues and redeems shares at NAV only in large blocks of shares (“Creation Units”), which only institutions or large investors may purchase or redeem. Currently, Creation Units generally consist of 50,000 shares, though this may change from time to time. The Fund generally issues and redeems Creation Units in exchange for a portfolio of securities (the “Deposit Securities”) and/or a designated amount of U.S. cash that the Fund specifies each day.

Tax Information

Fund distributions are generally taxable as ordinary income, qualified dividend income, or capital gains (or a combination), unless your investment is in an IRA or other tax-advantaged retirement account. Distributions may be taxable upon withdrawal from tax-deferred accounts.

Payments to Broker-Dealers and Other Financial Intermediaries

If you purchase the Fund through a broker or other financial intermediary (such as a bank), the Adviser and its related companies may pay the intermediary for activities related to the marketing and promotion of the Fund. These payments may create a conflict of interest by influencing the broker-dealer or other intermediary and your sales person to recommend the Fund over another investment. Ask your sales person or visit your financial intermediary’s website for more information.

Pacer US Cash Cows 100 ETF

Investment Objective

The Pacer US Cash Cows 100 ETF (the “Fund”) is an exchange traded fund that seeks to track the total return performance, before fees and expenses, of the Pacer US Cash Cows 100 Index (the “Index”).

Fees and Expenses of the Fund

The following table describes the fees and expenses you may pay if you buy and hold shares of the Fund. The fees are expressed as a percentage of the Fund’s average net assets. This table and the Example below do not include the brokerage commissions that investors may pay on their purchases and sales of Fund shares.

Annual Fund Operating Expenses (expenses that you pay each year as a percentage of the value of your investment)	
Management Fees	0.49%
Distribution and/or Service (12b-1) Fees	None
Other Expenses*	0.00%
Total Annual Fund Operating Expenses	0.49%

* Estimated for the current fiscal year.

Example

The following example is intended to help retail investors compare the cost of investing in the Fund with the cost of investing in other funds. It illustrates the hypothetical expenses that such investors would incur over various periods if they were to invest \$10,000 in the Fund for the time periods indicated and then redeem all of the shares at the end of those periods. This example assumes that the Fund provides a return of 5% a year and that operating expenses remain the same. Although your actual costs may be higher or lower, based on these assumptions, your costs would be:

1 Year	3 Years
\$50	\$157

Portfolio Turnover

The Fund pays transaction costs, such as commissions, when it buys and sells securities (or “turns over” its portfolio). A higher portfolio turnover rate may indicate higher transaction costs and may result in higher taxes when Fund shares are held in a taxable account. These costs, which are not reflected in annual fund operating expenses or in the example, affect the Fund’s performance. For the fiscal period December 16, 2016 (commencement of operations) through April 30, 2017, the Fund’s portfolio turnover rate was 36% of the average value of its portfolio.

Principal Investment Strategies of the Fund

The Fund employs a “passive management” (or indexing) investment approach designed to track the total return performance, before fees and expenses, of the Index. The Index is based on a proprietary methodology developed by Index Design Group, an affiliate of Pacer Advisors, Inc., the Fund’s investment adviser (the “Adviser”).

The Index

The Index uses an objective, rules-based methodology to provide exposure to large and mid-capitalization U.S. companies with high free cash flow yields. Companies with high free cash flow yields are commonly referred to as “cash cows”.

The initial index universe is derived from the component companies of the Russell 1000 Index. The initial universe of companies is screened based on their average projected free cash flows and earnings (if available) over each of the next two fiscal years. Companies with no forward year estimates available for free cash flows or earnings will remain in the Index universe. Companies with negative average projected free cash flows or earnings are removed from the Index universe. Additionally, financial companies, other than real estate investment trusts (“REITs”), are excluded from the Index universe.

Free Cash Flow (FCF): A company’s cash flow from operations minus capital expenditures.

Enterprise Value (EV): A company’s market capitalization plus its debt and minus its cash and cash equivalents.

Free Cash Flow Yield: FCF / EV

The remaining companies are ranked by their free cash flow yield for the trailing twelve month period. The equity securities of the 100 companies with the highest free cash flow yield are included in the Index.

At the time of each rebalance of the Index, the companies included in the Index are weighted in proportion to their trailing twelve month free cash flow, and weightings are capped at 2% of the weight of the Index for any individual company. The index is reconstituted and rebalanced quarterly as of the close of business on the 3rd Friday of March, June, September, and December based on data as of the 1st Friday of the applicable rebalance month.

The Fund's Investment Strategy

Under normal circumstances, at least 80% of the Fund's total assets (exclusive of collateral held from securities lending) will be invested in the component securities of the Index. The Adviser expects that, over time, the correlation between the Fund's performance and that of the Index, before fees and expenses, will be 95% or better.

The Fund will generally use a "replication" strategy to achieve its investment objective, meaning it will invest in all of the component securities of the Index, but may, when the Adviser believes it is in the best interests of the Fund, use a "representative sampling" strategy, meaning it may invest in a sample of the securities in the Index whose risk, return and other characteristics closely resemble the risk, return and other characteristics of the Index as a whole.

The Fund may also invest up to 20% of its assets in cash and cash equivalents, other investment companies, as well as securities and other instruments not included in the Index but which the Adviser believes will help the Fund track the Index.

The Fund is considered to be non-diversified, which means that it may invest more of its assets in the securities of a single issuer or a smaller number of issuers than if it were a diversified fund.

Principal Risks of Investing in the Fund

You can lose money on your investment in the Fund. The Fund is subject to the risks summarized below. Some or all of these risks may adversely affect the Fund's net asset value per share ("NAV"), trading price, yield, total return and/or ability to meet its objectives. For more information about the risks of investing in the Fund, see the section in the Fund's prospectus entitled "Additional Information about the Principal Risks of Investing in the Funds."

- **Concentration Risk.** If the Index concentrates in an industry or group of industries, the Fund's investments may be concentrated accordingly. In such event, the value of the Fund's shares may rise and fall more than the value of shares of a fund that invests in securities of companies in a broader range of industries. In addition, at times, an industry or group of industries in which the Fund is concentrated may be out of favor and underperform other industries or groups of industries.
- **Equity Market Risk.** The equity securities held in the Fund's portfolio may experience sudden, unpredictable drops in value or long periods of decline in value. This may occur because of factors that affect securities markets generally or factors affecting specific industries, sectors or companies in which the Fund invests. Common stocks are susceptible to general stock market fluctuations and to volatile increases and decreases in value as market confidence in and perceptions of their issuers change.
- **High Portfolio Turnover Risk.** At times, the Fund may have a portfolio turnover rate substantially greater than 100%. A high portfolio turnover rate would result in correspondingly greater transaction expenses, including brokerage commissions, dealer mark ups and other transaction costs, on the sale of securities and on reinvestment in other securities and may result in reduced performance and the distribution to shareholders of additional capital gains for tax purposes. These factors may negatively affect the Fund's performance.
- **Large-Capitalization Investing Risk.** The Fund may invest in the securities of large-capitalization companies. As a result, the Fund's performance may be adversely affected if securities of large-capitalization companies underperform securities of smaller-capitalization companies or the market as a whole. The securities of large-capitalization companies may be relatively mature compared to smaller companies and therefore subject to slower growth during times of economic expansion.
- **Limited Operating History.** The Fund is a recently organized, non-diversified management investment company with limited operating history. As a result, prospective investors have a limited track record on which to base their investment decision. An investment in the Fund may therefore involve greater uncertainty than an investment in a fund with a more established record of performance. There can be no assurance that the Fund will grow to or maintain an economically viable size, in which case it may experience greater tracking error to its Index than it otherwise would at higher asset levels, or it could ultimately liquidate.

- **Mid-Capitalization Investing Risk.** The Fund may invest in the securities of mid-capitalization companies. As a result, the Fund's performance may be adversely affected if securities of mid-capitalization companies underperform securities of other capitalization ranges or the market as a whole. Securities of smaller companies trade in smaller volumes and are often more vulnerable to market volatility than securities of larger companies.
- **Non-Diversification Risk.** Although the Fund intends to invest in a variety of securities and instruments, the Fund is considered to be non-diversified, which means that it may invest more of its assets in the securities of a single issuer or a smaller number of issuers than if it were a diversified fund. As a result, the Fund may be more exposed to the risks associated with and developments affecting an individual issuer or a smaller number of issuers than a fund that invests more widely. This may increase the Fund's volatility and cause the performance of a relatively smaller number of issuers to have a greater impact on the Fund's performance.
- **Passive Investment Risk.** The Fund is not actively managed and the Adviser would not sell a security due to current or projected underperformance of a security, industry or sector, unless that security is removed from the Index or the selling of shares of that security is otherwise required upon a reconstitution of the Index in accordance with the Index methodology. The Fund invests in securities included in the Index, regardless of their investment merits. The Fund does not take defensive positions under any market conditions, including conditions that are adverse to the performance of the Fund.
- **Sector Risk.** To the extent the Fund invests more heavily in particular sectors of the economy, its performance will be especially sensitive to developments that significantly affect those sectors.
 - *Consumer Discretionary Sector Risk.* The Fund may invest in companies in the consumer discretionary sector, and therefore the performance of the Fund could be negatively impacted by events affecting this sector. The success of consumer product manufacturers and retailers is tied closely to the performance of domestic and international economies, interest rates, exchange rates, competition, consumer confidence, changes in demographics and consumer preferences. Companies in the consumer discretionary sector depend heavily on disposable household income and consumer spending, and may be strongly affected by social trends and marketing campaigns. These companies may be subject to severe competition, which may have an adverse impact on their profitability.
 - *Information Technology Sector Risk.* The Fund may invest in companies in the information technology sector, and therefore the performance of the Fund could be negatively impacted by events affecting this sector. Market or economic factors impacting information technology companies and companies that rely heavily on technological advances could have a significant effect on the value of the Fund's investments. The value of stocks of information technology companies and companies that rely heavily on technology is particularly vulnerable to rapid changes in technology product cycles, rapid product obsolescence, government regulation and competition, both domestically and internationally, including competition from foreign competitors with lower production costs. Stocks of information technology companies and companies that rely heavily on technology, especially those of smaller, less-seasoned companies, tend to be more volatile than the overall market. Information technology companies are heavily dependent on patent and intellectual property rights, the loss or impairment of which may adversely affect profitability.
- **Shares of the Fund May Trade at Prices Other Than NAV.** As with all exchange traded funds ("ETFs"), Fund shares may be bought and sold in the secondary market at market prices. The price of Fund shares, like the price of all traded securities, will be subject to factors such as supply and demand, as well as the current value of the Fund's portfolio holdings. Although it is expected that the market price of the shares of the Fund will approximate the Fund's NAV, there may be times when the market price of the shares is more than the NAV intra-day (premium) or less than the NAV intra-day (discount). This risk is heightened in times of market volatility, periods of steep market declines, and periods when there is limited trading activity for shares in the secondary market, in which case such premiums or discounts may be significant.
- **Style Risk.** The Fund's emphasis on dividend-paying stocks involves the risk that such stocks may fall out of favor with investors and underperform the market. Also, a company may reduce or eliminate its dividend, which may have a negative impact on the Fund's performance.
- **Tracking Risk.** The Fund's return may not track the return of the Index for a number of reasons. For example, the Fund incurs a number of operating expenses not applicable to the Index, and incurs costs in buying and selling securities, especially when rebalancing the Fund's securities holdings to reflect changes in the composition of the Index. In addition, when the Fund uses a representative sampling approach, the Fund may not be as well correlated with the return of the

Index as when the Fund purchases all of the securities in the Index in the proportions in which they are represented in the Index.

Fund Performance

Performance information for the Fund is not included because the Fund did not have a full calendar year of performance prior to the date of this Prospectus. In the future, performance information for the Fund will be presented in this section. Updated performance information is available on the Fund's website at www.paceretfs.com or by calling the Fund toll-free at 1-877-337-0500.

Management

Investment Adviser

Pacer Advisors, Inc. (the "Adviser") serves as investment adviser to the Fund.

Portfolio Managers

The Fund employs a rules-based, passive investment strategy. The Adviser uses a committee approach to managing the Fund. Bruce Kavanaugh, Vice President of the Adviser, and Michael Mack, Investment Analyst for the Adviser, have primary responsibility for the day-to-day management of the Fund and have served as Fund portfolio managers since the Fund's inception.

Buying and Selling Fund Shares

The Fund is an ETF. This means that shares of the Fund are listed on a national securities exchange, such as BATS BZX Exchange, Inc., and trade at market prices. Most investors will buy and sell shares of the Fund through brokers. Because Fund shares trade at market prices rather than NAV, shares may trade at a price greater than NAV (premium) or less than NAV (discount).

The Fund issues and redeems shares at NAV only in large blocks of shares ("Creation Units"), which only institutions or large investors may purchase or redeem. Currently, Creation Units generally consist of 50,000 shares, though this may change from time to time. The Fund generally issues and redeems Creation Units in exchange for a portfolio of securities (the "Deposit Securities") and/or a designated amount of U.S. cash that the Fund specifies each day.

Tax Information

Fund distributions are generally taxable as ordinary income, qualified dividend income, or capital gains (or a combination), unless your investment is in an IRA or other tax-advantaged retirement account. Distributions may be taxable upon withdrawal from tax-deferred accounts.

Payments to Broker-Dealers and Other Financial Intermediaries

If you purchase the Fund through a broker or other financial intermediary (such as a bank), the Adviser and its related companies may pay the intermediary for activities related to the marketing and promotion of the Fund. These payments may create a conflict of interest by influencing the broker-dealer or other intermediary and your sales person to recommend the Fund over another investment. Ask your sales person or visit your financial intermediary's website for more information.

Pacer US Small Cap Cash Cows 100 ETF

Investment Objective

The Pacer US Small Cap Cash Cows 100 ETF (the “Fund”) is an exchange traded fund that seeks to track the total return performance, before fees and expenses, of the Pacer US Small Cap Cash Cows Index (the “Index”).

Fees and Expenses of the Fund

The following table describes the fees and expenses you may pay if you buy and hold shares of the Fund. The fees are expressed as a percentage of the Fund’s average net assets. This table and the Example below do not include the brokerage commissions that investors may pay on their purchases and sales of Fund shares.

Annual Fund Operating Expenses (expenses that you pay each year as a percentage of the value of your investment)	
Management Fees	0.59%
Distribution and/or Service (12b-1) Fees	0.00%
Other Expenses*	0.00%
Total Annual Fund Operating Expenses	0.59%

* Estimated for the current fiscal year.

Example

The following example is intended to help retail investors compare the cost of investing in the Fund with the cost of investing in other funds. It illustrates the hypothetical expenses that such investors would incur over various periods if they were to invest \$10,000 in the Fund for the time periods indicated and then redeem all of the shares at the end of those periods. This example assumes that the Fund provides a return of 5% a year and that operating expenses remain the same. Although your actual costs may be higher or lower, based on these assumptions, your costs would be:

1 Year	3 Years
\$60	\$189

Portfolio Turnover

The Fund pays transaction costs, such as commissions, when it buys and sells securities (or “turns over” its portfolio). A higher portfolio turnover rate may indicate higher transaction costs and may result in higher taxes when Fund shares are held in a taxable account. These costs, which are not reflected in annual fund operating expenses or in the example, affect the Fund’s performance. Because the Fund recently commenced operations, portfolio turnover information is not yet available.

Principal Investment Strategies of the Fund

The Fund employs a “passive management” (or indexing) investment approach designed to track the total return performance, before fees and expenses, of the Index. The Index is based on a proprietary methodology developed by Index Design Group, an affiliate of Pacer Advisors, Inc., the Fund’s investment adviser (the “Adviser”).

The Index

The Index uses an objective, rules-based methodology to provide exposure to small-capitalization U.S. companies with high free cash flow yields. Companies with high free cash flow yields are commonly referred to as “cash cows”.

The initial Index universe is derived from the component companies of the S&P Small Cap 600[®] Index. The initial universe of companies is screened based on their average projected free cash flows and earnings (if available) over each of the next two fiscal years. Companies for which information on their projected free cash flows or earnings is not available will remain in the Index universe. Companies with negative average projected free cash flows or earnings are removed from the Index universe. Additionally, financial companies, other than real estate investment trusts (“REITs”), are excluded from the Index universe.

Free Cash Flow (FCF): A company’s cash flow from operations minus capital expenditures.

Enterprise Value (EV): A company’s market capitalization plus its debt and minus its cash and cash equivalents.

Free Cash Flow Yield: FCF / EV

The remaining companies are ranked by their free cash flow yield for the trailing twelve month period. The equity securities of the 100 companies with the highest free cash flow yield are included in the Index.

At the time of each rebalance of the Index, the companies included in the Index are weighted in proportion to their trailing twelve month free cash flow, and weightings are capped at 2% of the weight of the Index for any individual company. Weight above the 2% limitation is redistributed among the other Index constituents in proportion to their weights. As of July 31, 2017, the companies included in the Index had a market capitalization of \$111 million to \$6.7 billion. The Index is reconstituted and rebalanced quarterly as of the close of business on the 3rd Friday of March, June, September, and December based on data as of the 2nd Friday of the applicable rebalance month.

The Fund's Investment Strategy

Under normal circumstances, at least 80% of the Fund's total assets (exclusive of collateral held from securities lending) will be invested in the component securities of the Index. The Adviser expects that, over time, the correlation between the Fund's performance and that of the Index, before fees and expenses, will be 95% or better.

The Fund will generally use a "replication" strategy to achieve its investment objective, meaning it will invest in all of the component securities of the Index in the same approximate proportion as in the Index, but may, when the Adviser believes it is in the best interests of the Fund, use a "representative sampling" strategy, meaning it may invest in a sample of the securities in the Index whose risk, return and other characteristics closely resemble the risk, return and other characteristics of the Index as a whole (e.g., when replicating the Index involves practical difficulties or substantial costs, an Index constituent becomes temporarily illiquid, unavailable or less liquid, or as a result of legal restrictions or limitations that apply to the Fund but not to the Index).

The Fund may also invest up to 20% of its assets in cash and cash equivalents, other investment companies, as well as securities and other instruments not included in the Index but which the Adviser believes will help the Fund track the Index.

The Fund is considered to be non-diversified, which means that it may invest more of its assets in the securities of a single issuer or a smaller number of issuers than if it were a diversified fund.

Principal Risks of Investing in the Fund

You can lose money on your investment in the Fund. The Fund is subject to the risks summarized below. Some or all of these risks may adversely affect the Fund's net asset value per share ("NAV"), trading price, yield, total return and/or ability to meet its objectives. For more information about the risks of investing in the Fund, see the section in the Fund's prospectus entitled "Additional Information about the Principal Risks of Investing in the Fund."

- **Concentration Risk.** If the Index concentrates in an industry or group of industries, the Fund's investments may be concentrated accordingly. In such event, the value of the Fund's shares may rise and fall more than the value of shares of a fund that invests in securities of companies in a broader range of industries. In addition, at times, an industry or group of industries in which the Fund is concentrated may be out of favor and underperform other industries or groups of industries.
- **Equity Market Risk.** The equity securities held in the Fund's portfolio may experience sudden, unpredictable drops in value or long periods of decline in value. This may occur because of factors that affect securities markets generally or factors affecting specific industries, sectors or companies in which the Fund invests. Common stocks are susceptible to general stock market fluctuations and to volatile increases and decreases in value as market confidence in and perceptions of their issuers change.
- **High Portfolio Turnover Risk.** At times, the Fund may have a portfolio turnover rate substantially greater than 100%. A high portfolio turnover rate would result in correspondingly greater transaction expenses, including brokerage commissions, dealer mark ups and other transaction costs, on the sale of securities and on reinvestment in other securities and may result in reduced performance and the distribution to shareholders of additional capital gains for tax purposes. These factors may negatively affect the Fund's performance.
- **Limited Operating History.** The Fund is a recently organized, non-diversified management investment company with limited operating history. As a result, prospective investors have a limited track record on which to base their investment decision. An investment in the Fund may therefore involve greater uncertainty than an investment in a fund with a more established record of performance. There can be no assurance that the Fund will grow to or maintain an economically viable size, in which case it may experience greater tracking error to its Index than it otherwise would at higher asset levels, or it could ultimately liquidate.
- **Non-Diversification Risk.** Although the Fund intends to invest in a variety of securities and instruments, the Fund is considered to be non-diversified, which means that it may invest more of its assets in the securities of a single issuer or a smaller number of issuers than if it were a diversified fund. As a result, the Fund may be more exposed to the risks

associated with and developments affecting an individual issuer or a smaller number of issuers than a fund that invests more widely. This may increase the Fund's volatility and cause the performance of a relatively smaller number of issuers to have a greater impact on the Fund's performance.

- **Passive Investment Risk.** The Fund is not actively managed and the Adviser would not sell a security due to current or projected underperformance of a security, industry or sector, unless that security is removed from the Index or the selling of shares of that security is otherwise required upon a reconstitution of the Index in accordance with the Index methodology. The Fund invests in securities included in, the Index, regardless of their investment merits. The Fund does not take defensive positions under any market conditions, including conditions that are adverse to the performance of the Fund.
- **Sector Risk.** To the extent the Fund invests more heavily in particular sectors of the economy, its performance will be especially sensitive to developments that significantly affect those sectors.
 - *Consumer Discretionary Sector Risk.* The Fund may invest in companies in the consumer discretionary sector, and therefore the performance of the Fund could be negatively impacted by events affecting this sector. The success of consumer product manufacturers and retailers is tied closely to the performance of domestic and international economies, interest rates, exchange rates, competition, consumer confidence, changes in demographics and consumer preferences. Companies in the consumer discretionary sector depend heavily on disposable household income and consumer spending, and may be strongly affected by social trends and marketing campaigns. These companies may be subject to severe competition, which may have an adverse impact on their profitability.
 - *Health Care Sector Risk.* The Fund may invest in companies in the health care sector, and therefore the performance of the Fund could be negatively impacted by events affecting this sector. Companies in the health care sector are subject to extensive government regulation and their profitability can be significantly affected by restrictions on government reimbursement for medical expenses, rising costs of medical products and services, pricing pressure (including price discounting), limited product lines and an increased emphasis on the delivery of healthcare through outpatient services.
 - *Industrials Sector Risk.* The Fund may invest in companies in the industrials sector, and therefore the performance of the Fund could be negatively impacted by events affecting this sector. The industrials sector may be affected by changes in the supply of and demand for products and services, product obsolescence, claims for environmental damage or product liability and general economic conditions, among other factors.
 - *Information Technology Sector Risk.* The Fund may invest in companies in the information technology sector, and therefore the performance of the Fund could be negatively impacted by events affecting this sector. Market or economic factors impacting information technology companies and companies that rely heavily on technological advances could have a significant effect on the value of the Fund's investments. The value of stocks of information technology companies and companies that rely heavily on technology is particularly vulnerable to rapid changes in technology product cycles, rapid product obsolescence, government regulation and competition, both domestically and internationally, including competition from foreign competitors with lower production costs. Stocks of information technology companies and companies that rely heavily on technology, especially those of smaller, less-seasoned companies, tend to be more volatile than the overall market. Information technology companies are heavily dependent on patent and intellectual property rights, the loss or impairment of which may adversely affect profitability.
- **Shares of the Fund May Trade at Prices Other Than NAV.** As with all exchange traded funds ("ETFs"), Fund shares may be bought and sold in the secondary market at market prices. The price of Fund shares, like the price of all traded securities, will be subject to factors such as supply and demand, as well as the current value of the Fund's portfolio holdings. Although it is expected that the market price of the shares of the Fund will approximate the Fund's NAV, there may be times when the market price of the shares is more than the NAV intra-day (premium) or less than the NAV intra-day (discount). This risk is heightened in times of market volatility, periods of steep market declines, and periods when there is limited trading activity for shares in the secondary market, in which case such premiums or discounts may be significant.
- **Smaller Companies Risk.** The equity securities of smaller companies have historically been subject to greater investment risk than securities of larger companies. The prices of equity securities of smaller companies tend to be more volatile and less liquid than the prices of equity securities of larger companies.

- **Style Risk.** The Fund’s emphasis on dividend-paying stocks involves the risk that such stocks may fall out of favor with investors and underperform the market. Also, a company may reduce or eliminate its dividend, which may have a negative impact on the Fund’s performance.
- **Tracking Risk.** The Fund’s return may not track the return of the Index for a number of reasons. For example, the Fund incurs a number of operating expenses not applicable to the Index, and incurs costs in buying and selling securities, especially when rebalancing the Fund’s securities holdings to reflect changes in the composition of the Index. In addition, when the Fund uses a representative sampling approach, the Fund may not be as well correlated with the return of the Index as when the Fund purchases all of the securities in the Index in the proportions in which they are represented in the Index.

Fund Performance

Performance information for the Fund is not included because the Fund did not have a full calendar year of performance prior to the date of this Prospectus. In the future, performance information for the Fund will be presented in this section. Updated performance information is available on the Fund’s website at www.pacerefts.com or by calling the Fund toll-free at 1-877-337-0500.

Management

Investment Adviser

Pacer Advisors, Inc. (the “Adviser”) serves as investment adviser to the Fund.

Portfolio Managers

The Fund employs a rules-based, passive investment strategy. The Adviser uses a committee approach to managing the Fund. Bruce Kavanaugh, Vice President of the Adviser, and Michael Mack, Investment Analyst for the Adviser, have primary responsibility for the day-to-day management of the Fund and have served as Fund portfolio managers since the Fund’s inception.

Buying and Selling Fund Shares

The Fund is an ETF. This means that shares of the Fund are listed on a national securities exchange, such as BATS BZX Exchange, Inc., and trade at market prices. Most investors will buy and sell shares of the Fund through brokers. Because Fund shares trade at market prices rather than NAV, shares may trade at a price greater than NAV (premium) or less than NAV (discount).

The Fund issues and redeems shares at NAV only in large blocks of shares (“Creation Units”), which only institutions or large investors may purchase or redeem. Currently, Creation Units generally consist of 50,000 shares, though this may change from time to time. The Fund generally issues and redeems Creation Units in exchange for a portfolio of securities (the “Deposit Securities”) and/or a designated amount of U.S. cash that the Fund specifies each day.

Tax Information

Fund distributions are generally taxable as ordinary income, qualified dividend income, or capital gains (or a combination), unless your investment is in an individual retirement account (“IRA”) or other tax-advantaged account. Distributions may be taxable upon withdrawal from tax-deferred accounts.

Payments to Broker-Dealers and Other Financial Intermediaries

If you purchase the Fund through a broker or other financial intermediary (such as a bank), the Adviser and its related companies may pay the intermediary for activities related to the marketing and promotion of the Fund. These payments may create a conflict of interest by influencing the broker-dealer or other intermediary and your sales person to recommend the Fund over another investment. Ask your sales person or visit your financial intermediary’s website for more information.

Pacer Developed Markets International Cash Cows 100 ETF

Investment Objective

The Pacer Developed Markets International Cash Cows 100 ETF (the “Fund”) seeks to track the total return performance, before fees and expenses, of the Pacer Developed Markets International Cash Cows 100 Index (the “Index”).

Fees and Expenses of the Fund

The following table describes the fees and expenses you may pay if you buy and hold shares of the Fund. The fees are expressed as a percentage of the Fund’s average net assets. This table and the Example below do not include the brokerage commissions that investors may pay on their purchases and sales of Fund shares.

Annual Fund Operating Expenses (expenses that you pay each year as a percentage of the value of your investment)	
Management Fees	0.65%
Distribution and/or Service (12b-1) Fees	None
Other Expenses*	0.00%
Total Annual Fund Operating Expenses	0.65%

* Estimated for the current fiscal year.

Example

The following example is intended to help retail investors compare the cost of investing in the Fund with the cost of investing in other funds. It illustrates the hypothetical expenses that such investors would incur over various periods if they were to invest \$10,000 in the Fund for the time periods indicated and then redeem all of the shares at the end of those periods. This example assumes that the Fund provides a return of 5% a year and that operating expenses remain the same. Although your actual costs may be higher or lower, based on these assumptions, your costs would be:

1 Year	3 Years
\$66	\$208

Portfolio Turnover

The Fund pays transaction costs, such as commissions, when it buys and sells securities (or “turns over” its portfolio). A higher portfolio turnover rate may indicate higher transaction costs and may result in higher taxes when Fund shares are held in a taxable account. These costs, which are not reflected in annual fund operating expenses or in the example, affect the Fund’s performance. Because the Fund recently commenced operations, portfolio turnover information is not yet available.

Principal Investment Strategies of the Fund

The Fund employs a “passive management” (or indexing) investment approach designed to track the total return performance, before fees and expenses, of the Index. The Index is based on a proprietary methodology developed by Index Design Group, an affiliate of Pacer Advisors, Inc., the Fund’s investment adviser (the “Adviser”).

The Index

The Index uses an objective, rules-based methodology to provide exposure to large and mid-capitalization non-U.S. companies in developed markets with high free cash flow yields. Companies with high free cash flow yields are commonly referred to as “cash cows”.

The initial index universe is derived from the component companies of the FTSE Developed ex US Index. The initial universe of companies is screened based on their average projected free cash flows and earnings (if available) over each of the next two fiscal years. Companies with no forward year estimates available for free cash flows or earnings will remain in the Index universe. Companies with negative average projected free cash flows or earnings are removed from the Index universe. Additionally, financial companies, other than real estate investment trusts (“REITs”), and companies with a market capitalization of less than \$3 billion are excluded from the Index universe.

Free Cash Flow (FCF): A company’s cash flow from operations minus capital expenditures.

Enterprise Value (EV): A company’s market capitalization plus its debt and minus its cash and cash equivalents.

Free Cash Flow Yield: FCF / EV

The remaining companies are ranked by their average daily trading value (“ADTV”) for the prior three months. The 500 companies with the highest ADTV are then ranked by their free cash flow yield for the trailing twelve month period. The equity securities of the 100 companies with the highest free cash flow yield are included in the Index.

At the time of each rebalance of the Index, the companies included in the Index are weighted in proportion to their trailing twelve month free cash flow, and weightings are capped at 2% of the weight of the Index for any individual company. As of July 31, 2017, the companies included in the Index had a market capitalization of \$3.1 billion to \$299.2 billion. The index is reconstituted and rebalanced semi-annually as of the close of business on the 3rd Friday of June and December based on data as of the 1st Friday of the applicable rebalance month.

The Fund’s Investment Strategy

Under normal circumstances, at least 80% of the Fund’s total assets (exclusive of collateral held from securities lending) will be invested in the component securities of the Index and investments that have economic characteristics that are substantially identical to the economic characteristics of such component securities (e.g., depositary receipts). The Adviser expects that, over time, the correlation between the Fund’s performance and that of the Index, before fees and expenses, will be 95% or better.

The Fund will generally use a “replication” strategy to achieve its investment objective, meaning it will invest in all of the component securities of the Index, but may, when the Adviser believes it is in the best interests of the Fund, use a “representative sampling” strategy, meaning it may invest in a sample of the securities in the Index whose risk, return and other characteristics closely resemble the risk, return and other characteristics of the Index as a whole.

The Fund may also invest up to 20% of its assets in cash and cash equivalents, other investment companies, as well as securities and other instruments not included in the Index but which the Adviser believes will help the Fund track the Index.

The Fund is considered to be non-diversified, which means that it may invest more of its assets in the securities of a single issuer or a smaller number of issuers than if it were a diversified fund.

Principal Risks of Investing in the Fund

You can lose money on your investment in the Fund. The Fund is subject to the risks summarized below. Some or all of these risks may adversely affect the Fund’s net asset value per share (“NAV”), trading price, yield, total return and/or ability to meet its objectives. For more information about the risks of investing in the Fund, see the section in the Fund’s prospectus entitled “Additional Information about the Principal Risks of Investing in the Funds.”

- **Concentration Risk.** If the Index concentrates in an industry or group of industries, the Fund’s investments may be concentrated accordingly. In such event, the value of the Fund’s shares may rise and fall more than the value of shares of a fund that invests in securities of companies in a broader range of industries. In addition, at times, an industry or group of industries in which the Fund is concentrated may be out of favor and underperform other industries or groups of industries.
- **Currency Exchange Rate Risk.** The Fund’s assets may include investments denominated in non-U.S. currencies, such as the euro, or in securities or other assets that provide exposure to such currencies. Changes in currency exchange rates and the relative value of non-U.S. currencies will affect the value of the Fund’s investment and the value of your Fund shares. Currency exchange rates can be very volatile and can change quickly and unpredictably. As a result, the value of an investment in the Fund may change quickly and without warning and you may lose money.
- **Equity Market Risk.** The equity securities held in the Fund’s portfolio may experience sudden, unpredictable drops in value or long periods of decline in value. This may occur because of factors that affect securities markets generally or factors affecting specific industries, sectors or companies in which the Fund invests. Common stocks are susceptible to general stock market fluctuations and to volatile increases and decreases in value as market confidence in and perceptions of their issuers change.
- **Foreign Securities Risk.** Investments in non-U.S. securities involve certain risks that may not be present with investments in U.S. securities. For example, investments in non-U.S. securities may be subject to risk of loss due to foreign currency fluctuations or to political or economic instability. Investments in non-U.S. securities also may be subject to withholding or other taxes and may be subject to additional trading, settlement, custodial, and operational risks. These and other factors can make investments in the Fund more volatile and potentially less liquid than other types of investments.

- **Geographic Concentration Risk.** To the extent the Fund invests a significant portion of its assets in the securities of companies of a single country or region, it is more likely to be impacted by events or conditions affecting that country or region. Because the Index constituents are a subset of those of the FTSE Developed ex US Index, the geographic concentrations of the Index, and consequently the Fund, may be different than those of the broader FTSE Developed ex US Index.

- *Risks Related to Investing in Europe.* The Fund is more exposed to the economic and political risks of Europe and of the European countries in which it invests than funds whose investments are more geographically diversified. Adverse economic and political events in Europe may cause the Fund's investments to decline in value. The economies and markets of European countries are often closely connected and interdependent, and events in one country in Europe can have an adverse impact on other European countries. The Fund makes investments in securities of issuers that are domiciled in, or have significant operations in, member countries of the European Union (the "EU") that are subject to economic and monetary controls that can adversely affect the Fund's investments. The European financial markets have experienced volatility and adverse trends in recent years and these events have adversely affected the exchange rate of the euro and may continue to significantly affect other European countries. Decreasing imports or exports, changes in governmental or EU regulations on trade, changes in the exchange rate of the euro, the default or threat of default by an EU member country on its sovereign debt, and/or an economic recession in an EU member country may have a significant adverse effect on the economies of EU member countries and their trading partners, including some or all of the European countries in which the Fund invests.

At a referendum in June 2016, the United Kingdom ("UK") voted to leave the EU. It is expected that the UK will invoke article 50 of the Lisbon Treaty to withdraw from the EU by the end of March 2019, however there is a significant degree of uncertainty about how negotiations relating to the UK's withdrawal will be conducted, as well as the potential consequences and precise timeframe for "Brexit". On March 29, 2017, the UK initiated the two-year exit process by notifying the European Council of the UK's intention to withdraw from the EU. During this period and beyond, the impact on the UK and European economies and the broader global economy could be significant, resulting in negative impacts, such as increased volatility and illiquidity, and potentially lower economic growth of markets in the UK, Europe and globally, which may adversely affect the value of the Fund's investments.

- *Risks Related to Investing in Japan.* A significant portion of the Fund's assets may be invested in Japanese securities. To the extent the Fund invests in Japanese securities, it will be subject to risks related to investing in Japan. The Japanese economy may be subject to considerable degrees of economic, political and social instability, which could have a negative impact on Japanese securities. Since the year 2000, Japan's economic growth rate has remained relatively low and it may remain low in the future. In addition, Japan is subject to the risk of natural disasters, such as earthquakes, volcanoes, typhoons and tsunamis. Additionally, decreasing U.S. imports, new trade regulations, changes in the U.S. dollar exchange rates, a recession in the United States or continued increases in foreclosure rates may have an adverse impact on the economy of Japan. Japan also has few natural resources, and any fluctuation or shortage in the commodity markets could have a negative impact on Japanese securities.

- **High Portfolio Turnover Risk.** At times, the Fund may have a portfolio turnover rate substantially greater than 100%. A high portfolio turnover rate would result in correspondingly greater transaction expenses, including brokerage commissions, dealer mark ups and other transaction costs, on the sale of securities and on reinvestment in other securities and may result in reduced performance and the distribution to shareholders of additional capital gains for tax purposes. These factors may negatively affect the Fund's performance.

- **Large-Capitalization Investing Risk.** The Fund may invest in the securities of large-capitalization companies. As a result, the Fund's performance may be adversely affected if securities of large-capitalization companies underperform securities of smaller-capitalization companies or the market as a whole. The securities of large-capitalization companies may be relatively mature compared to smaller companies and therefore subject to slower growth during times of economic expansion.

- **Limited Operating History.** The Fund is a recently organized, non-diversified management investment company with limited operating history. As a result, prospective investors have a limited track record on which to base their investment decision. An investment in the Fund may therefore involve greater uncertainty than an investment in a fund with a more established record of performance. There can be no assurance that the Fund will grow to or maintain an economically viable size, in which case it may experience greater tracking error to its Index than it otherwise would at higher asset levels, or it could ultimately liquidate.

- **Mid-Capitalization Investing Risk.** The Fund may invest in the securities of mid-capitalization companies. As a result, the Fund’s performance may be adversely affected if securities of mid-capitalization companies underperform securities of other capitalization ranges or the market as a whole. Securities of smaller companies trade in smaller volumes and are often more vulnerable to market volatility than securities of larger companies.
- **Non-Diversification Risk.** Although the Fund intends to invest in a variety of securities and instruments, the Fund is considered to be non-diversified, which means that it may invest more of its assets in the securities of a single issuer or a smaller number of issuers than if it were a diversified fund. As a result, the Fund may be more exposed to the risks associated with and developments affecting an individual issuer or a smaller number of issuers than a fund that invests more widely. This may increase the Fund’s volatility and cause the performance of a relatively smaller number of issuers to have a greater impact on the Fund’s performance.
- **Passive Investment Risk.** The Fund is not actively managed and the Adviser would not sell a security due to current or projected underperformance of a security, industry or sector, unless that security is removed from the Index or the selling of shares of that security is otherwise required upon a reconstitution of the Index in accordance with the Index methodology. The Fund invests in securities included in, the Index, regardless of their investment merits. The Fund does not take defensive positions under any market conditions, including conditions that are adverse to the performance of the Fund.
- **Sector Risk.** To the extent the Fund invests more heavily in particular sectors of the economy, its performance will be especially sensitive to developments that significantly affect those sectors.
 - *Consumer Discretionary Sector Risk.* The Fund may invest in companies in the consumer discretionary sector, and therefore the performance of the Fund could be negatively impacted by events affecting this sector. The success of consumer product manufacturers and retailers is tied closely to the performance of domestic and international economies, interest rates, exchange rates, competition, consumer confidence, changes in demographics and consumer preferences. Companies in the consumer discretionary sector depend heavily on disposable household income and consumer spending, and may be strongly affected by social trends and marketing campaigns. These companies may be subject to severe competition, which may have an adverse impact on their profitability.
 - *Industrials Sector Risk.* The Fund may invest in companies in the industrials sector, and therefore the performance of the Fund could be negatively impacted by events affecting this sector. The industrials sector may be affected by changes in the supply of and demand for products and services, product obsolescence, claims for environmental damage or product liability and general economic conditions, among other factors.
 - *Materials Sector Risk.* The Fund may invest in companies in the materials sector, and therefore the performance of the Fund could be negatively impacted by events affecting this sector. Many companies in this sector are significantly affected by the level and volatility of commodity prices, the exchange value of the dollar, import controls, and worldwide competition. At times, worldwide production of industrial materials has exceeded demand as a result of over-building or economic downturns, leading to poor investment returns or losses. This sector may also be affected by economic cycles, interest rates, resource availability, technical progress, labor relations, and government regulations.
- **Shares of the Fund May Trade at Prices Other Than NAV.** As with all exchange traded funds (“ETFs”), Fund shares may be bought and sold in the secondary market at market prices. The price of Fund shares, like the price of all traded securities, will be subject to factors such as supply and demand, as well as the current value of the Fund’s portfolio holdings. Although it is expected that the market price of the shares of the Fund will approximate the Fund’s NAV, there may be times when the market price of the shares is more than the NAV intra-day (premium) or less than the NAV intra-day (discount). This risk is heightened in times of market volatility, periods of steep market declines, and periods when there is limited trading activity for shares in the secondary market, in which case such premiums or discounts may be significant. Because securities held by the Fund trade on foreign exchanges that are closed when the Fund’s primary listing exchange is open, the Fund is likely to experience premiums and discounts greater than those of domestic ETFs.
- **Style Risk.** The Fund’s emphasis on dividend-paying stocks involves the risk that such stocks may fall out of favor with investors and underperform the market. Also, a company may reduce or eliminate its dividend, which may have a negative impact on the Fund’s performance.
- **Tracking Risk.** The Fund’s return may not track the return of the Index for a number of reasons. For example, the Fund incurs a number of operating expenses not applicable to the Index, and incurs costs in buying and selling securities, especially when rebalancing the Fund’s securities holdings to reflect changes in the composition of the Index. In addition,

when the Fund uses a representative sampling approach, the Fund may not be as well correlated with the return of the Index as when the Fund purchases all of the securities in the Index in the proportions in which they are represented in the Index. To the extent the Fund calculates its NAV based on fair value prices and the value of the Index is based on securities' closing prices on local foreign markets (i.e., the value of the Index is not based on fair value prices), the Fund's ability to track the Index may be adversely affected.

Fund Performance

Performance information for the Fund is not included because the Fund did not have a full calendar year of performance prior to the date of this Prospectus. In the future, performance information for the Fund will be presented in this section. Updated performance information is available on the Fund's website at www.paceretfs.com or by calling the Fund toll-free at 1-877-337-0500.

Management

Investment Adviser

Pacer Advisors, Inc. (the "Adviser") serves as investment adviser to the Fund.

Portfolio Managers

The Fund employs a rules-based, passive investment strategy. The Adviser uses a committee approach to managing the Fund. Bruce Kavanaugh, Vice President of the Adviser, and Michael Mack, Investment Analyst for the Adviser, have primary responsibility for the day-to-day management of the Fund and have served as Fund portfolio managers since the Fund's inception.

Buying and Selling Fund Shares

The Fund is an ETF. This means that shares of the Fund are listed on a national securities exchange, such as BATS BZX Exchange, Inc., and trade at market prices. Most investors will buy and sell shares of the Fund through brokers. Because Fund shares trade at market prices rather than NAV, shares may trade at a price greater than NAV (premium) or less than NAV (discount).

The Fund issues and redeems shares at NAV only in large blocks of shares ("Creation Units"), which only institutions or large investors may purchase or redeem. Currently, Creation Units generally consist of 50,000 shares, though this may change from time to time. The Fund generally issues and redeems Creation Units in exchange for a portfolio of securities (the "Deposit Securities") and/or a designated amount of U.S. cash that the Fund specifies each day.

Tax Information

Fund distributions are generally taxable as ordinary income, qualified dividend income, or capital gains (or a combination), unless your investment is in an IRA or other tax-advantaged retirement account. Distributions may be taxable upon withdrawal from tax-deferred accounts.

Payments to Broker-Dealers and Other Financial Intermediaries

If you purchase the Fund through a broker or other financial intermediary (such as a bank), the Adviser and its related companies may pay the intermediary for activities related to the marketing and promotion of the Fund. These payments may create a conflict of interest by influencing the broker-dealer or other intermediary and your sales person to recommend the Fund over another investment. Ask your sales person or visit your financial intermediary's website for more information.

Pacer Autopilot Hedged European Index ETF

Investment Objective

The Pacer Autopilot Hedged European Index ETF (the “Fund”) is an exchange traded fund that seeks to track the total return performance, before fees and expenses, of the Pacer Autopilot Hedged European Index (the “Index”).

Fees and Expenses of the Fund

The following table describes the fees and expenses you may pay if you buy and hold shares of the Fund. The fees are expressed as a percentage of the Fund’s average net assets. This table and the Example below do not include the brokerage commissions that investors may pay on their purchases and sales of Fund shares.

Annual Fund Operating Expenses (expenses that you pay each year as a percentage of the value of your investment)	
Management Fees	0.65%
Distribution and/or Service (12b-1) Fees	None
Other Expenses*	0.00%
Total Annual Fund Operating Expenses	0.65%

* Estimated for the current fiscal year.

Example

The following example is intended to help retail investors compare the cost of investing in the Fund with the cost of investing in other funds. It illustrates the hypothetical expenses that such investors would incur over various periods if they were to invest \$10,000 in the Fund for the time periods indicated and then redeem all of the shares at the end of those periods. This example assumes that the Fund provides a return of 5% a year and that operating expenses remain the same. Although your actual costs may be higher or lower, based on these assumptions, your costs would be:

1 Year	3 Years
\$66	\$208

Portfolio Turnover

The Fund pays transaction costs, such as commissions, when it buys and sells securities (or “turns over” its portfolio). A higher portfolio turnover rate may indicate higher transaction costs and may result in higher taxes when Fund shares are held in a taxable account. These costs, which are not reflected in annual fund operating expenses or in the example, affect the Fund’s performance. Because the Fund had not commenced operations as of the date of this Prospectus, portfolio turnover information is not yet available.

Principal Investment Strategies of the Fund

The Fund employs a “passive management” (or indexing) investment approach designed to track the total return performance, before fees and expenses, of the Index. The Index is based on a proprietary methodology developed by Index Design Group, an affiliate of Pacer Advisors, Inc., the Fund’s investment adviser (the “Adviser”).

The Index

The Pacer Autopilot Hedged European Index uses an objective, rules-based methodology (i) to invest in the component stocks of the FTSE Eurozone Index and (ii) to apply a proprietary currency hedging strategy pursuant to which the Index will be short the euro and long the U.S. dollar during periods when the euro is trending weaker against the U.S. dollar. The component stocks of the FTSE Eurozone Index form the equity component of the Pacer Autopilot Hedged European Index. The Index’s proprietary currency hedging strategy is overlaid on top of the equity component.

Equity Exposure. The FTSE Eurozone Index is a rules-based, float-adjusted, market capitalization-weighted index comprised of large- and mid-capitalization stocks providing coverage of the developed markets in the euro zone, including primarily France, Germany, Spain, the Netherlands, and Italy. The FTSE Eurozone Index is derived from the FTSE Global Equity Index Series, which covers 98% of the world’s investable market capitalization.

Currency Hedging. During each period when the euro’s 20-day moving average is lower than its 130-day moving average, the Index will, in addition to its equity exposure, track 1-month forward currency contracts, rolled to each subsequent month as applicable, to offset the Index’s exposure to the euro with exposure to U.S. dollars (i.e., short the euro and long the U.S. dollar), known as being “currency hedged”. A forward currency contract is an agreement to buy or

sell a specific currency at a future date at a price set at the time of the contract. During each period when the euro's 20-day moving average is higher than its 130-day moving average, the Index will track only the equity exposure, known as being "currency unhedged".

The Index may stay "currency hedged" or "currency unhedged" for short or extended periods of time.

The Fund's Investment Strategy

Under normal circumstances, at least 80% of the Fund's total assets (exclusive of collateral held from securities lending) will be invested in the components of the Index and investments that have economic characteristics that are substantially identical to the economic characteristics of such component securities (e.g., depositary receipts). The Adviser expects that, over time, the correlation between the Fund's performance and that of the Index, before fees and expenses, will be 95% or better.

In tracking the Index when it is currency hedged, the Fund enters into forward currency contracts designed to offset the Fund's exposure to the euro. The Fund hedges the euro to the U.S. dollar by selling euro currency forwards at the then-current one-month forward rate. The amount of forward contracts in the Fund is based on the aggregate exposure of the Fund and Index to the euro at the time the Index becomes currency hedged. While this approach is designed to minimize the adverse impact of currency fluctuations on Fund returns, this does not necessarily eliminate exposure to all adverse currency fluctuations. The return of the forward currency contracts may not perfectly offset the actual fluctuations of the euro relative to the U.S. dollar.

The Fund will generally use a "replication" strategy to achieve its investment objective, meaning it will invest in all of the component securities of the Index, but may, when the Adviser believes it is in the best interests of the Fund, use a "representative sampling" strategy, meaning it may invest in a sample of the securities and other positions in the Index whose risk, return and other characteristics closely resemble the risk, return and other characteristics of the Index as a whole.

The Fund may also invest up to 20% of its assets in cash and cash equivalents, other investment companies, as well as securities and other instruments not included in the Index but which the Adviser believes will help the Fund track the Index.

The Fund will be considered to be non-diversified, which means that it may invest more of its assets in the securities of a single issuer or a smaller number of issuers than if it were a diversified fund.

Principal Risks of Investing in the Fund

You can lose money on your investment in the Fund. The Fund is subject to the risks summarized below. Some or all of these risks may adversely affect the Fund's net asset value per share ("NAV"), trading price, yield, total return and/or ability to meet its objectives. For more information about risks of investing in the Fund, See the section in the Fund's prospectus entitled "Additional Information about the Principal Risks of Investing in the Funds."

- **Currency Exchange Rate Risk.** The Fund's assets may include investments denominated in non-U.S. currencies, such as the euro, or in securities or other assets that provide exposure to such currencies. Changes in currency exchange rates and the relative value of non-U.S. currencies will affect the value of the Fund's investment and the value of your Fund shares. Currency exchange rates can be very volatile and can change quickly and unpredictably. As a result, the value of an investment in the Fund may change quickly and without warning and you may lose money.
- **Equity Market Risk.** The equity securities held in the Fund's portfolio may experience sudden, unpredictable drops in value or long periods of decline in value. This may occur because of factors that affect securities markets generally or factors affecting specific industries, sectors or companies in which the Fund invests. Common stocks are susceptible to general stock market fluctuations and to volatile increases and decreases in value as market confidence in and perceptions of their issuers change.
- **European Investments Risk.** The Fund is more exposed to the economic and political risks of Europe and of the European countries in which it invests than funds whose investments are more geographically diversified. Adverse economic and political events in Europe may cause the Fund's investments to decline in value. The economies and markets of European countries are often closely connected and interdependent, and events in one country in Europe can have an adverse impact on other European countries. The Fund makes investments in securities of issuers that are domiciled in, or have significant operations in, member countries of the European Union (the "EU") that are subject to economic and monetary controls that can adversely affect the Fund's investments. The European financial markets have experienced volatility and adverse trends in recent years and these events have adversely affected the exchange rate of the euro and may continue to significantly affect other European countries. Decreasing imports or exports, changes in

governmental or EU regulations on trade, changes in the exchange rate of the euro, the default or threat of default by an EU member country on its sovereign debt, and/or an economic recession in an EU member country may have a significant adverse effect on the economies of EU member countries and their trading partners, including some or all of the European countries in which the Fund invests.

At a referendum in June 2016, the United Kingdom (“UK”) voted to leave the EU. It is expected that the UK will invoke article 50 of the Lisbon Treaty to withdraw from the EU by the end of March 2019, however there is a significant degree of uncertainty about how negotiations relating to the UK’s withdrawal will be conducted, as well as the potential consequences and precise timeframe for “Brexit”. On March 29, 2017, the UK initiated the two-year exit process by notifying the European Council of the UK’s intention to withdraw from the EU. During this period and beyond, the impact on the UK and European economies and the broader global economy could be significant, resulting in negative impacts, such as increased volatility and illiquidity, and potentially lower economic growth of markets in the UK, Europe and globally, which may adversely affect the value of the Fund’s investments.

- **Foreign Securities Risk.** Investments in non-U.S. securities involve certain risks that may not be present with investments in U.S. securities. For example, investments in non-U.S. securities may be subject to risk of loss due to foreign currency fluctuations or to political or economic instability. Investments in non-U.S. securities also may be subject to withholding or other taxes and may be subject to additional trading, settlement, custodial, and operational risks. These and other factors can make investments in the Fund more volatile and potentially less liquid than other types of investments.
- **Forward Currency Contracts Risk.** Forward currency contracts and other currency management strategies may substantially change the Fund’s exposure to currency exchange rates and could result in losses to the Fund if currencies do not perform as expected or if the Fund is unable to quickly enter or exit such contracts. The use of forward currency contracts with third parties (i.e., “counterparties”) subjects the Fund to counterparty risk, including the risk that a counterparty to these contracts becomes bankrupt, defaults on its obligations, or otherwise fails to honor its obligations. If a counterparty defaults on its payment obligations, the Fund may lose money and the value of an investment in Fund shares may decrease. The use of forward currency contracts may create leverage (i.e., investment exposure greater than the dollar amount invested), thereby causing the Fund to be more volatile. Forward contracts require collateralization, and the commitment of a large portion of the Fund’s assets as collateral could impede portfolio management. Forward currency contracts are also subject to valuation risk, which is the risk that the contracts may be difficult to value and/or valued incorrectly.
- **Geographic Concentration Risk.** To the extent the Fund invests a significant portion of its assets in the securities of companies of a single country or region, it is more likely to be impacted by events or conditions affecting that country or region. The Index’s, and therefore the Fund’s, heavy equity exposure to two countries (France and Germany) subjects the Fund to a higher degree of country risk than that of more geographically diversified international funds.
- **Hedging Risk.** Forward currency contracts used by the Fund to offset its exposure to the euro may not perform as intended. There can be no assurance that the Fund’s hedging transactions will be effective.
- **Large-Capitalization Investing Risk.** The Fund may invest in the securities of large-capitalization companies. As a result, the Fund’s performance may be adversely affected if securities of large-capitalization companies underperform securities of smaller-capitalization companies or the market as a whole. The securities of large-capitalization companies may be relatively mature compared to smaller companies and therefore subject to slower growth during times of economic expansion.
- **Mid-Capitalization Investing Risk.** The Fund may invest in the securities of mid-capitalization companies. As a result, the Fund’s performance may be adversely affected if securities of mid-capitalization companies underperform securities of other capitalization ranges or the market as a whole. Securities of smaller companies trade in smaller volumes and are often more vulnerable to market volatility than securities of larger companies.
- **New Fund Risk.** The Fund is new with no operating history. As a result, there can be no assurance that the Fund will grow to or maintain an economically viable size, in which case it may experience greater tracking error to its Index than it otherwise would at higher asset levels, or it could ultimately liquidate. The Fund’s distributor does not maintain a secondary market in Fund shares.
- **Non-Diversification Risk.** Although the Fund intends to invest in a variety of securities and instruments, the Fund will be considered to be non-diversified, which means that it may invest more of its assets in the securities of a single issuer or a smaller number of issuers than if it were a diversified fund. As a result, the Fund may be more exposed to the risks associated with and developments affecting an individual issuer or a smaller number of issuers than a fund that invests

more widely. This may increase the Fund's volatility and cause the performance of a relatively smaller number of issuers to have a greater impact on the Fund's performance.

- **Passive Investment Risk.** The Fund is not actively managed and the Adviser would not sell a security due to current or projected underperformance of a security, industry or sector, unless that security is removed from the Index or the selling of shares of that security is otherwise required upon a reconstitution of the Index in accordance with the Index methodology. The Fund invests in securities included in the Index regardless of their investment merits. The Fund does not take defensive positions under any market conditions, including conditions that are adverse to the performance of the Fund.
- **Shares of the Fund May Trade at Prices Other Than NAV.** As with all ETFs, Fund shares may be bought and sold in the secondary market at market prices. The price of Fund shares, like the price of all traded securities, will be subject to factors such as supply and demand, as well as the current value of the Fund's portfolio holdings. Although it is expected that the market price of the shares of the Fund will approximate the Fund's NAV, there may be times when the market price of the shares is more than the NAV intra-day (premium) or less than the NAV intra-day (discount). This risk is heightened in times of market volatility, periods of steep market declines, and periods when there is limited trading activity for shares in the secondary market, in which case such premiums or discounts may be significant. Because securities held by the Fund trade on foreign exchanges that are closed when the Fund's primary listing exchange is open, the Fund is likely to experience premiums and discounts greater than those of domestic ETFs.
- **Tracking Risk.** The Fund's return may not track the return of the Index for a number of reasons. For example, the Fund incurs a number of operating expenses not applicable to the Index, and incurs costs in buying and selling securities, especially when rebalancing the Fund's securities holdings to reflect changes in the composition of the Index. In addition, when the Fund uses a representative sampling approach, the Fund may not be as well correlated with the return of the Index as when the Fund purchases all of the securities in the Index in the proportions in which they are represented in the Index. To the extent the Fund calculates its NAV based on fair value prices and the value of the Index is based on securities' closing prices on local foreign markets (i.e., the value of the Index is not based on fair value prices), the Fund's ability to track the Index may be adversely affected.

Fund Performance

Performance information for the Fund is not included because the Fund did not have a full calendar year of performance prior to the date of this Prospectus. In the future, performance information for the Fund will be presented in this section. Updated performance information is available on the Fund's website at www.paceretfs.com or by calling the Fund toll-free at 1-877-337-0500.

Management

Investment Adviser

Pacer Advisors, Inc. (the "Adviser") serves as investment adviser to the Fund.

Portfolio Managers

The Fund employs a rules-based, passive investment strategy. The Adviser uses a committee approach to managing the Fund. Bruce Kavanaugh, Vice President of the Adviser, and Michael Mack, Investment Analyst for the Adviser, have primary responsibility for the day-to-day management of the Fund and have served as Fund portfolio managers since the Fund's inception.

Buying and Selling Fund Shares

The Fund is an ETF. This means that shares of the Fund are listed on a national securities exchange, such as BATS BZX Exchange, Inc., and trade at market prices. Most investors will buy and sell shares of the Fund through brokers. Because Fund shares trade at market prices rather than NAV, shares may trade at a price greater than NAV (premium) or less than NAV (discount).

The Fund issues and redeems shares at NAV only in large blocks of shares ("Creation Units"), which only institutions or large investors may purchase or redeem. Currently, Creation Units generally consist of 50,000 shares, though this may change from time to time. The Fund generally issues and redeems Creation Units in exchange for a portfolio of securities (the "Deposit Securities") and/or a designated amount of U.S. cash that the Fund specifies each day.

Tax Information

Fund distributions are generally taxable as ordinary income, qualified dividend income, or capital gains (or a combination), unless your investment is in an IRA or other tax-advantaged retirement account. Distributions may be taxable upon withdrawal from tax-deferred accounts.

Payments to Broker-Dealers and Other Financial Intermediaries

If you purchase the Fund through a broker or other financial intermediary (such as a bank), the Adviser and its related companies may pay the intermediary for activities related to the marketing and promotion of the Fund. These payments may create a conflict of interest by influencing the broker-dealer or other intermediary and your sales person to recommend the Fund over another investment. Ask your sales person or visit your financial intermediary's website for more information.

Pacer US Export Leaders ETF

Investment Objective

The Pacer US Export Leaders ETF (the “Fund”) is an exchange traded fund that seeks to track the total return performance, before fees and expenses, of the Pacer US Export Leaders Index (the “Index”).

Fees and Expenses of the Fund

The following table describes the fees and expenses you may pay if you buy and hold shares of the Fund. The fees are expressed as a percentage of the Fund’s average net assets. This table and the Example below do not include the brokerage commissions that investors may pay on their purchases and sales of Fund shares.

Annual Fund Operating Expenses (expenses that you pay each year as a percentage of the value of your investment)	
Management Fees	0.60%
Distribution and/or Service (12b-1) Fees	None
Other Expenses*	0.00%
Total Annual Fund Operating Expenses	0.60%

* Estimated for the current fiscal year.

Example

The following example is intended to help retail investors compare the cost of investing in the Fund with the cost of investing in other funds. It illustrates the hypothetical expenses that such investors would incur over various periods if they were to invest \$10,000 in the Fund for the time periods indicated and then redeem all of the shares at the end of those periods. This example assumes that the Fund provides a return of 5% a year and that operating expenses remain the same. Although your actual costs may be higher or lower, based on these assumptions, your costs would be:

1 Year	3 Years
\$61	\$192

Portfolio Turnover

The Fund pays transaction costs, such as commissions, when it buys and sells securities (or “turns over” its portfolio). A higher portfolio turnover rate may indicate higher transaction costs and may result in higher taxes when Fund shares are held in a taxable account. These costs, which are not reflected in annual fund operating expenses or in the example, affect the Fund’s performance. Because the Fund had not commenced operations as of the date of this Prospectus, portfolio turnover information is not yet available.

Principal Investment Strategies of the Fund

The Fund employs a “passive management” (or indexing) investment approach designed to track the total return performance, before fees and expenses, of the Index. The Index is based on a proprietary methodology developed by Index Design Group, an affiliate of Pacer Advisors, Inc., the Fund’s investment adviser (the “Adviser”).

The Index

The Index uses an objective, rules-based methodology to measure the performance of an equal weight portfolio of approximately 100 large- and mid-capitalization U.S. companies with a high percentage of foreign sales and high free cash flow yield.

Construction of the Index begins with an initial universe of the 200 companies across the Wilshire US Large-Cap Index (“Wilshire Large-Cap”) and Wilshire US Mid-Cap Index (“Wilshire Mid-Cap”) that have the highest annual foreign sales as a percentage of total sales.

The 200 companies are then narrowed to the 100 companies with the highest free cash flow yield, and those 100 companies are equally weighted to create the Index.

The Index is reconstituted and rebalanced to equal-weight quarterly.

Free Cash Flow Yield: FCF / EV

Free Cash Flow (FCF): A company’s cash flow from operations minus capital expenditures.

Enterprise Value (EV): A company’s market capitalization plus its debt and minus its cash and cash equivalents.

From time to time, the Index may include more or less than 100 companies as a result of events such as acquisitions, spin-offs and other corporate actions.

The Wilshire Large-Cap is a rules-based, float-adjusted, market capitalization-weighted index comprised of approximately 750 of the largest companies in the Wilshire 5000 Total Market Index™ (the “Wilshire 5000”). The Wilshire Mid-Cap is a rules-based, float-adjusted, market capitalization-weighted index comprised of approximately 500 mid-sized companies ranked between 500 and 1,000 in the Wilshire 5000. The Wilshire 5000 is an unmanaged, market capitalization-weighted index that measures the performance of all equity securities of U.S. headquartered issuers with readily available price data.

The Fund’s Investment Strategy

Under normal circumstances, at least 80% of the Fund’s total assets (exclusive of collateral held from securities lending) will be invested in the component securities of the Index. The Adviser expects that, over time, the correlation between the Fund’s performance and that of the Index, before fees and expenses, will be 95% or better.

The Fund will generally use a “replication” strategy to achieve its investment objective, meaning it will invest in all of the component securities of the Index, but may, when the Adviser believes it is in the best interests of the Fund, use a “representative sampling” strategy, meaning it may invest in a sample of the securities in the Index whose risk, return and other characteristics closely resemble the risk, return and other characteristics of the Index as a whole.

The Fund may also invest up to 20% of its assets in cash and cash equivalents, other investment companies, as well as securities and other instruments not included in the Index but which the Adviser believes will help the Fund track the Index.

The Fund will be considered to be non-diversified, which means that it may invest more of its assets in the securities of a single issuer or a smaller number of issuers than if it were a diversified fund.

Principal Risks of Investing in the Fund

You can lose money on your investment in the Fund. The Fund is subject to the risks described below. Some or all of these risks may adversely affect the Fund’s net asset value per share (“NAV”), trading price, yield, total return and/or ability to meet its investment objective. For more information about the risks of investing in the Fund, see the section in the Fund’s Prospectus, titled “Additional Information about the Principal Risks of Investing in the Funds.”

- **Concentration Risk.** If the Index concentrates in an industry or group of industries, the Fund’s investments may be concentrated accordingly. In such event, the value of the Fund’s shares may rise and fall more than the value of shares of a fund that invests in securities of companies in a broader range of industries. In addition, at times, an industry or group of industries in which the Fund is concentrated may be out of favor and underperform other industries or groups of industries.
- **Equity Market Risk.** The equity securities held in the Fund’s portfolio may experience sudden, unpredictable drops in value or long periods of decline in value. This may occur because of factors that affect securities markets generally or factors affecting specific industries, sectors or companies in which the Fund invests. Common stocks are susceptible to general stock market fluctuations and to volatile increases and decreases in value as market confidence in and perceptions of their issuers change.
- **Foreign Sales Risk.** The Fund invests in companies that derive a significant portion of their sales to non-U.S. customers. Consequently, investments in such companies may be subject to risk of loss due to unfavorable changes in currency exchange rates, political, economic or social changes or instability in such non-U.S. countries, events affecting the transportation, shipping or delivery of goods to such customers, and changes in U.S. or foreign laws or regulations affecting exports.
- **Large-Capitalization Investing Risk.** The Fund may invest in the securities of large-capitalization companies. As a result, the Fund’s performance may be adversely affected if securities of large-capitalization companies underperform securities of smaller-capitalization companies or the market as a whole. The securities of large-capitalization companies may be relatively mature compared to smaller companies and therefore subject to slower growth during times of economic expansion.
- **Mid-Capitalization Investing Risk.** The Fund may invest in the securities of mid-capitalization companies. As a result, the Fund’s performance may be adversely affected if securities of mid-capitalization companies underperform securities of other capitalization ranges or the market as a whole. Securities of smaller companies trade in smaller volumes and are often more vulnerable to market volatility than securities of larger companies.

- **New Fund Risk.** The Fund is new with no operating history. As a result, there can be no assurance that the Fund will grow to or maintain an economically viable size, in which case it may experience greater tracking error to its Index than it otherwise would at higher asset levels, or it could ultimately liquidate. The Fund’s distributor does not maintain a secondary market in Fund shares.
- **Non-Diversification Risk.** Although the Fund intends to invest in a variety of securities and instruments, the Fund will be considered to be non-diversified, which means that it may invest more of its assets in the securities of a single issuer or a smaller number of issuers than if it were a diversified fund. As a result, the Fund may be more exposed to the risks associated with and developments affecting an individual issuer or a smaller number of issuers than a fund that invests more widely. This may increase the Fund’s volatility and cause the performance of a relatively smaller number of issuers to have a greater impact on the Fund’s performance.
- **Passive Investment Risk.** The Fund is not actively managed and the Adviser would not sell a security due to current or projected underperformance of a security, industry or sector, unless that security is removed from the Index or the selling of shares of that security is otherwise required upon a reconstitution of the Index in accordance with the Index methodology. The Fund invests in securities included in the Index, regardless of their investment merits. The Fund does not take defensive positions under any market conditions, including conditions that are adverse to the performance of the Fund.
- **Shares of the Fund May Trade at Prices Other Than NAV.** As with all ETFs, Fund shares may be bought and sold in the secondary market at market prices. The price of Fund shares, like the price of all traded securities, will be subject to factors such as supply and demand, as well as the current value of the Fund’s portfolio holdings. Although it is expected that the market price of the shares of the Fund will approximate the Fund’s NAV, there may be times when the market price of the shares is more than the NAV intra-day (premium) or less than the NAV intra-day (discount). This risk is heightened in times of market volatility, periods of steep market declines, and periods when there is limited trading activity for shares in the secondary market, in which case such premiums or discounts may be significant.
- **Tracking Risk.** The Fund’s return may not track the return of the Index for a number of reasons. For example, the Fund incurs a number of operating expenses not applicable to the Index, and incurs costs in buying and selling securities, especially when rebalancing the Fund’s securities holdings to reflect changes in the composition of the Index. In addition, when the Fund uses a representative sampling approach, the Fund may not be as well correlated with the return of the Index as when the Fund purchases all of the securities in the Index in the proportions in which they are represented in the Index.

Fund Performance

Performance information for the Fund is not included because the Fund did not have a full calendar year of performance prior to the date of this Prospectus. In the future, performance information for the Fund will be presented in this section. Updated performance information is available on the Fund’s website at www.paceretfs.com or by calling the Fund toll-free at 1-877-337-0500.

Management

Investment Adviser

Pacer Advisors, Inc. (the “Adviser”) serves as investment adviser to the Fund.

Portfolio Managers

The Fund employs a rules-based, passive investment strategy. The Adviser uses a committee approach to managing the Fund. Bruce Kavanaugh, Vice President of the Adviser, and Michael Mack, Investment Analyst for the Adviser, have primary responsibility for the day-to-day management of the Fund and have served as Fund portfolio managers since the Fund’s inception.

Buying and Selling Fund Shares

The Fund is an ETF. This means that shares of the Fund are listed on a national securities exchange, such as BATS BZX Exchange, Inc., and trade at market prices. Most investors will buy and sell shares of the Fund through brokers. Because Fund shares trade at market prices rather than NAV, shares may trade at a price greater than NAV (premium) or less than NAV (discount).

The Fund issues and redeems shares at NAV only in large blocks of shares (“Creation Units”), which only institutions or large investors may purchase or redeem. Currently, Creation Units generally consist of 50,000 shares, though this may change from time to time. The Fund generally issues and redeems Creation Units in exchange for a portfolio of securities (the “Deposit Securities”) and/or a designated amount of U.S. cash that the Fund specifies each day.

Tax Information

Fund distributions are generally taxable as ordinary income, qualified dividend income, or capital gains (or a combination), unless your investment is in an IRA or other tax-advantaged retirement account. Distributions may be taxable upon withdrawal from tax-deferred accounts.

Payments to Broker-Dealers and Other Financial Intermediaries

If you purchase the Fund through a broker or other financial intermediary (such as a bank), the Adviser and its related companies may pay the intermediary for activities related to the marketing and promotion of the Fund. These payments may create a conflict of interest by influencing the broker-dealer or other intermediary and your sales person to recommend the Fund over another investment. Ask your sales person or visit your financial intermediary's website for more information.

Pacer International Export Leaders ETF

Investment Objective

The Pacer International Export Leaders ETF (the “Fund”) is an exchange traded fund that seeks to track the total return performance, before fees and expenses, of the Pacer International Export Leaders Index (the “Index”).

Fees and Expenses of the Fund

The following table describes the fees and expenses you may pay if you buy and hold shares of the Fund. The fees are expressed as a percentage of the Fund’s average net assets. This table and the Example below do not include the brokerage commissions that investors may pay on their purchases and sales of Fund shares.

Annual Fund Operating Expenses (expenses that you pay each year as a percentage of the value of your investment)	
Management Fees	0.60%
Distribution and/or Service (12b-1) Fees	None
Other Expenses*	0.00%
Total Annual Fund Operating Expenses	0.60%

* Estimated for the current fiscal year.

Example

The following example is intended to help retail investors compare the cost of investing in the Fund with the cost of investing in other funds. It illustrates the hypothetical expenses that such investors would incur over various periods if they were to invest \$10,000 in the Fund for the time periods indicated and then redeem all of the shares at the end of those periods. This example assumes that the Fund provides a return of 5% a year and that operating expenses remain the same. Although your actual costs may be higher or lower, based on these assumptions, your costs would be:

1 Year	3 Years
\$61	\$192

Portfolio Turnover

The Fund pays transaction costs, such as commissions, when it buys and sells securities (or “turns over” its portfolio). A higher portfolio turnover rate may indicate higher transaction costs and may result in higher taxes when Fund shares are held in a taxable account. These costs, which are not reflected in annual fund operating expenses or in the example, affect the Fund’s performance. Because the Fund had not commenced operations as of the date of this Prospectus, portfolio turnover information is not yet available.

Principal Investment Strategies of the Fund

The Fund employs a “passive management” (or indexing) investment approach designed to track the total return performance, before fees and expenses, of the Index. The Index is based on a proprietary methodology developed by Index Design Group, an affiliate of Pacer Advisors, Inc., the Fund’s investment adviser (the “Adviser”).

The Index

The Index uses an objective, rules-based methodology to measure the performance of an equal weight portfolio of approximately 100 large- and mid-capitalization non-U.S. companies with a high percentage of foreign sales and high free cash flow yield.

Construction of the Index begins with an initial universe of the 200 companies included in the FTSE Developed Ex US Index that have the highest annual foreign sales as a percentage of total sales.

The 200 companies are then narrowed to the 100 companies with the highest free cash flow yield, and those 100 companies are equally weighted to create the Index.

The Index is reconstituted and rebalanced to equal-weight semi-annually.

Free Cash Flow Yield: FCF / EV

Free Cash Flow (FCF): A company’s cash flow from operations minus capital expenditures.

Enterprise Value (EV): A company’s market capitalization plus its debt and minus its cash and cash equivalents.

From time to time, the Index may include more or less than 100 companies as a result of events such as acquisitions, spin-offs and other corporate actions.

The FTSE Developed Ex US Index is a rules-based, float-adjusted, market capitalization-weighted index comprised of large- and mid-capitalization stocks providing coverage of the developed markets in twenty-four non-U.S. countries. The FTSE Developed Ex US Index is derived from the FTSE Global Equity Index Series, which covers 98% of the world's investable market capitalization.

The Fund's Investment Strategy

Under normal circumstances, at least 80% of the Fund's total assets (exclusive of collateral held from securities lending) will be invested in the components of the Index and investments that have economic characteristics that are substantially identical to the economic characteristics of such component securities (e.g., depositary receipts). The Adviser expects that, over time, the correlation between the Fund's performance and that of the Index, before fees and expenses, will be 95% or better.

The Fund will generally use a "replication" strategy to achieve its investment objective, meaning it will invest in all of the component securities of the Index, but may, when the Adviser believes it is in the best interests of the Fund, use a "representative sampling" strategy, meaning it may invest in a sample of the securities in the Index whose risk, return and other characteristics closely resemble the risk, return and other characteristics of the Index as a whole.

The Fund may also invest up to 20% of its assets in cash and cash equivalents, other investment companies, as well as securities and other instruments not included in the Index but which the Adviser believes will help the Fund track the Index.

The Fund will be considered to be non-diversified, which means that it may invest more of its assets in the securities of a single issuer or a smaller number of issuers than if it were a diversified fund.

Principal Risks of Investing in the Fund

You can lose money on your investment in the Fund. The Fund is subject to the risks described below. Some or all of these risks may adversely affect the Fund's net asset value per share ("NAV"), trading price, yield, total return and/or ability to meet its investment objective. For more information about the risks of investing in the Fund, see the section in the Fund's Prospectus, titled "Additional Information about the Principal Risks of Investing in the Funds."

- **Concentration Risk.** If the Index concentrates in an industry or group of industries, the Fund's investments may be concentrated accordingly. In such event, the value of the Fund's shares may rise and fall more than the value of shares of a fund that invests in securities of companies in a broader range of industries. In addition, at times, an industry or group of industries in which the Fund is concentrated may be out of favor and underperform other industries or groups of industries.
- **Currency Exchange Rate Risk.** The Fund's assets may include investments denominated in non-U.S. currencies, such as the euro, or in securities or other assets that provide exposure to such currencies. Changes in currency exchange rates and the relative value of non-U.S. currencies will affect the value of the Fund's investment and the value of your Fund shares. Currency exchange rates can be very volatile and can change quickly and unpredictably. As a result, the value of an investment in the Fund may change quickly and without warning and you may lose money.
- **Equity Market Risk.** The equity securities held in the Fund's portfolio may experience sudden, unpredictable drops in value or long periods of decline in value. This may occur because of factors that affect securities markets generally or factors affecting specific industries, sectors or companies in which the Fund invests. Common stocks are susceptible to general stock market fluctuations and to volatile increases and decreases in value as market confidence in and perceptions of their issuers change.
- **Foreign Sales Risk.** The Fund invests in companies that derive a significant portion of their sales to foreign customers. Consequently, investments in such companies may be subject to risk of loss due to unfavorable changes in currency exchange rates, political, economic or social changes or instability in such foreign countries, events affecting the transportation, shipping or delivery of goods to such customers, and changes in foreign laws or regulations affecting exports.
- **Foreign Securities Risk.** Investments in non-U.S. securities involve certain risks that may not be present with investments in U.S. securities. For example, investments in non-U.S. securities may be subject to risk of loss due to foreign currency fluctuations or to political or economic instability. Investments in non-U.S. securities also may be subject to withholding or other taxes and may be subject to additional trading, settlement, custodial, and operational risks. These

and other factors can make investments in the Fund more volatile and potentially less liquid than other types of investments.

- **Geographic Concentration Risk.** To the extent the Fund invests a significant portion of its assets in the securities of companies of a single country or region, it is more likely to be impacted by events or conditions affecting that country or region. The Index's, and therefore the Fund's, heavy equity exposure to four countries (the United Kingdom, France, Switzerland, and Germany) subjects the Fund to a higher degree of country risk than that of more geographically diversified international funds.
- **Large-Capitalization Investing Risk.** The Fund may invest in the securities of large-capitalization companies. As a result, the Fund's performance may be adversely affected if securities of large-capitalization companies underperform securities of smaller-capitalization companies or the market as a whole. The securities of large-capitalization companies may be relatively mature compared to smaller companies and therefore subject to slower growth during times of economic expansion.
- **Mid-Capitalization Investing Risk.** The Fund may invest in the securities of mid-capitalization companies. As a result, the Fund's performance may be adversely affected if securities of mid-capitalization companies underperform securities of other capitalization ranges or the market as a whole. Securities of smaller companies trade in smaller volumes and are often more vulnerable to market volatility than securities of larger companies.
- **New Fund Risk.** The Fund is new with no operating history. As a result, there can be no assurance that the Fund will grow to or maintain an economically viable size, in which case it may experience greater tracking error to its Index than it otherwise would at higher asset levels, or it could ultimately liquidate. The Fund's distributor does not maintain a secondary market in Fund shares.
- **Non-Diversification Risk.** Although the Fund intends to invest in a variety of securities and instruments, the Fund will be considered to be non-diversified, which means that it may invest more of its assets in the securities of a single issuer or a smaller number of issuers than if it were a diversified fund. As a result, the Fund may be more exposed to the risks associated with and developments affecting an individual issuer or a smaller number of issuers than a fund that invests more widely. This may increase the Fund's volatility and cause the performance of a relatively smaller number of issuers to have a greater impact on the Fund's performance.
- **Passive Investment Risk.** The Fund is not actively managed and the Adviser would not sell a security due to current or projected underperformance of a security, industry or sector, unless that security is removed from the Index or the selling of shares of that security is otherwise required upon a reconstitution of the Index in accordance with the Index methodology. The Fund invests in securities included in the Index, regardless of their investment merits. The Fund does not take defensive positions under any market conditions, including conditions that are adverse to the performance of the Fund.
- **Shares of the Fund May Trade at Prices Other Than NAV.** As with all exchange traded funds ("ETFs"), Fund shares may be bought and sold in the secondary market at market prices. The price of Fund shares, like the price of all traded securities, will be subject to factors such as supply and demand, as well as the current value of the Fund's portfolio holdings. Although it is expected that the market price of the shares of the Fund will approximate the Fund's NAV, there may be times when the market price of the shares is more than the NAV intra-day (premium) or less than the NAV intra-day (discount). This risk is heightened in times of market volatility, periods of steep market declines, and periods when there is limited trading activity for shares in the secondary market, in which case such premiums or discounts may be significant. Because securities held by the Fund trade on foreign exchanges that are closed when the Fund's primary listing exchange is open, the Fund is likely to experience premiums and discounts greater than those of domestic ETFs.
- **Tracking Risk.** The Fund's return may not track the return of the Index for a number of reasons. For example, the Fund incurs a number of operating expenses not applicable to the Index, and incurs costs in buying and selling securities, especially when rebalancing the Fund's securities holdings to reflect changes in the composition of the Index. In addition, when the Fund uses a representative sampling approach, the Fund may not be as well correlated with the return of the Index as when the Fund purchases all of the securities in the Index in the proportions in which they are represented in the Index. To the extent the Fund calculates its NAV based on fair value prices and the value of the Index is based on securities' closing prices on local foreign markets (i.e., the value of the Index is not based on fair value prices), the Fund's ability to track the Index may be adversely affected.

Fund Performance

Performance information for the Fund is not included because the Fund did not have a full calendar year of performance prior to the date of this Prospectus. In the future, performance information for the Fund will be presented in this section.

Updated performance information is available on the Fund's website at www.paceretfs.com or by calling the Fund toll-free at 1-877-337-0500.

Management

Investment Adviser

Pacer Advisors, Inc. (the "Adviser") serves as investment adviser to the Fund.

Portfolio Managers

The Fund employs a rules-based, passive investment strategy. The Adviser uses a committee approach to managing the Fund. Bruce Kavanaugh, Vice President of the Adviser, and Michael Mack, Investment Analyst for the Adviser, have primary responsibility for the day-to-day management of the Fund and have served as Fund portfolio managers since the Fund's inception.

Buying and Selling Fund Shares

The Fund is an ETF. This means that shares of the Fund are listed on a national securities exchange, such as BATS BZX Exchange, Inc., and trade at market prices. Most investors will buy and sell shares of the Fund through brokers. Because Fund shares trade at market prices rather than NAV, shares may trade at a price greater than NAV (premium) or less than NAV (discount).

The Fund issues and redeems shares at NAV only in large blocks of shares ("Creation Units"), which only institutions or large investors may purchase or redeem. Currently, Creation Units generally consist of 50,000 shares, though this may change from time to time. The Fund generally issues and redeems Creation Units in exchange for a portfolio of securities (the "Deposit Securities") and/or a designated amount of U.S. cash that the Fund specifies each day.

Tax Information

Fund distributions are generally taxable as ordinary income, qualified dividend income, or capital gains (or a combination), unless your investment is in an IRA or other tax-advantaged retirement account. Distributions may be taxable upon withdrawal from tax-deferred accounts.

Payments to Broker-Dealers and Other Financial Intermediaries

If you purchase the Fund through a broker or other financial intermediary (such as a bank), the Adviser and its related companies may pay the intermediary for activities related to the marketing and promotion of the Fund. These payments may create a conflict of interest by influencing the broker-dealer or other intermediary and your sales person to recommend the Fund over another investment. Ask your sales person or visit your financial intermediary's website for more information.

ADDITIONAL INFORMATION ABOUT THE FUNDS

Additional Information About Each Fund's Investment Objective

Each Fund's investment objective has been adopted as a non-fundamental investment policy and may be changed without a vote of shareholders upon 60 days' written notice to shareholders.

Additional Information About Each Fund's Principal Investment Strategies

Each Fund will concentrate its investments (i.e., hold 25% or more of its total assets) in a particular industry or group of related industries to approximately the same extent that the Fund's underlying index is concentrated. For purposes of this limitation, securities of the U.S. government (including its agencies and instrumentalities) are not considered to be issued by members of any industry. The components of each Fund's underlying index, and the degree to which these components represent certain industries, may change over time.

Additional Information About Each Index and the Underlying Indices

Index Calculation and Trademark Ownership. Each Index is owned by Index Design Group ("IDG"), an affiliate of the Adviser, and is calculated by a third party calculation agent that is not affiliated with the Funds, IDG, the Adviser or the Funds' distributor. IDG owns all intellectual property rights to the "TRENDPILOT" mark, and any use of any such rights must be with the consent of IDG.

Simple Moving Average Calculation. The 200-day moving average for an index can be calculated by adding the closing price of the index for each of the 200 most recent business days and dividing the resulting sum by 200.

FTSE Developed Large Cap Index. The FTSE Developed Large Cap Index is made up of common stocks of large capitalization companies located in twenty-two countries—mostly companies in the U.S., Japan, and United Kingdom (which made up approximately 57.96%, 8.84 %, and 6.45%, respectively, of the FTSE Developed Large Cap Index's market capitalization as of June 30, 2017). Other countries represented in the Index include Australia, Belgium, Canada, Denmark, Finland, France, Germany, Hong Kong, Ireland, Israel, Italy, Korea, Luxembourg, the Netherlands, New Zealand, Norway, Singapore, Spain, Sweden, and Switzerland.

FTSE Developed ex US Index. The FTSE Developed ex US Index is made up of approximately 1,484 common stocks of large- and mid-capitalization companies located in twenty-three non-U.S. countries—mostly companies in Japan and the United Kingdom (which made up approximately 21.63% and 15.77%, respectively, of the FTSE Developed Ex US Index's market capitalization as of June 30, 2017). Other countries represented in the Index include Australia, Austria, Belgium, Canada, Denmark, France, Finland, Germany Hong Kong, Ireland, Israel, Italy, Korea, the Netherlands, New Zealand, Norway, Portugal, Singapore, Spain, Sweden, and Switzerland.

FTSE Eurozone Index (formerly the FTSE Eurobloc Index). The FTSE Eurozone Index is made up of approximately 299 common stocks of companies located in 11 European countries—mostly companies in France, Germany, Spain, and the Netherlands (which made up approximately 31.43%, 30.01%, 10.82%, and 10.47%, respectively, of the FTSE Eurozone Index's market capitalization as of June 30, 2017). Other countries represented in the Index include Austria, Belgium, Finland, Greece, Ireland, Italy, and Portugal.

NASDAQ-100 Index. The NASDAQ-100 Index was developed by NASDAQ OMX and is calculated, maintained and published by NASDAQ OMX.

The NASDAQ-100 Index[®] includes 100 of the largest non-financial securities listed on The NASDAQ Stock Market based on market capitalization. The NASDAQ-100 Index[®] comprises securities of companies across major industry groups, including computer, biotechnology, healthcare, telecommunications and transportation. However, it does not contain securities of financial companies, including investment companies. Index eligibility is limited to specific security types only. The security types eligible for the NASDAQ-100 Index[®] include common stocks, ordinary shares, American Depositary Receipts, and tracking stocks.

As of July 31, 2017, the three largest components of the NASDAQ-100 Index were Apple Inc. (11.51%), Microsoft Corp. (8.33%), and Amazon.com Inc. (7.01%), and the three largest sectors represented in the index were Information Technology (57.96%), Consumer Discretionary (21.83%), and Health Care (11.37%).

The NASDAQ-100[®] IndexSM is the exclusive property of NASDAQ OMX and has been licensed for use by the Adviser in connection with the NASDAQ-100[®] Trendpilot Index. NASDAQ[®], OMX[®], NASDAQ OMX[®], NASDAQ-100[®], NASDAQ-100 Index[®] are registered trademarks and service marks of The NASDAQ OMX Group, Inc. The NASDAQ OMX Group, Inc. and NASDAQ OMX shall have no liability for any errors or omissions in calculating the NASDAQ-100[®] Trendpilot Index. NASDAQ OMX AND ITS AFFILIATES AND SUBSIDIARIES MAKE NO WARRANTIES AND BEAR NO LIABILITY WITH RESPECT TO THE PACER NASDAQ-100[®] TRENDPILOT ETF.

Russell 1000® Index. The Russell 1000® Index measures the performance of the approximately 1,000 largest companies in the Russell 3000® Index, which is composed of the approximately 3,000 largest publicly-traded companies in the U.S. The Russell 1000® Index is generally expected to represent more than 90% of the total market capitalization of the Russell 3000 Index and the overall market capitalization of publicly-traded U.S. equity securities. As of June 30, 2017, the average weighted market capitalization of companies in the Russell 1000® Index was \$151.6 billion. To be included in the Russell 1000® Index, a company must not be structured as a royalty trust, limited liability company, registered investment company (including closed-end funds, mutual funds, and ETFs), blank-check company, special-purpose acquisition company, or limited partnership.

S&P Small Cap 600® Index. The S&P Small Cap 600® Index measures the performance of approximately 600 small-size companies in the United States. As of July 31, 2017, the average weighted market capitalization of companies in the S&P Small Cap 600® Index was \$1.298 billion.

Wilshire Large-Cap. The Wilshire Large-Cap is a rules-based, float-adjusted, market capitalization-weighted index comprised of approximately 750 of the largest companies in the Wilshire 5000. To be included in the Wilshire Large-Cap, an issue must be the primary equity security of a U.S. headquartered issuer, a common stock or real estate investment trust (“REIT”), and be listed on NASDAQ or another U.S. national securities exchange. As of March 31, 2017, the largest component of the Wilshire Large-Cap constituted 3.65% of the index and the median market capitalization for index constituents was \$12.3 billion.

Wilshire Mid-Cap. The Wilshire Mid-Cap is a rules-based, float-adjusted, market capitalization-weighted index comprised of approximately 500 mid-sized companies ranked between 500 and 1,000 in the Wilshire 5000. To be included in the Wilshire Mid-Cap, an issue must be the primary equity security of a U.S. headquartered issuer, a common stock or real estate investment trust (“REIT”), and be listed on NASDAQ or another U.S. national securities exchange. As of March 31, 2017, the largest component of the Wilshire Large-Cap constituted 0.92% of the index and the median market capitalization for index constituents was \$4.7 billion.

3-Month US Treasury Bills. The US Treasury issues Treasury bills, including 3-Month US Treasury bills, at a discount at public auctions, typically on a weekly basis. Two types of bids are accepted. With a competitive bid, the bidder specifies the discount rate it will accept. With a non-competitive bid, the bidder agrees to accept the discount rate set at auction. At the close of an auction, the US Treasury accepts all non-competitive bids that comply with the auction rules, and then accepts competitive bids in ascending order in terms of their discount rates (from lowest to highest) until the quantity of accepted bids reaches the offering amount. All bidders, competitive and non-competitive, will receive the same discount rate or yield at the highest accepted bid. This highest accepted bid is the auction high rate. Each of the Trendpilot Indices references the most recent auction high rate for 3-Month US Treasury bills as reported by the U.S. Department of the Treasury and displayed on Bloomberg page “USB3MTA Index” in calculating any of the Trendpilot Indices.

Foreign Exchange Transactions for the Pacer Autopilot Hedged European Index ETF. A forward foreign currency exchange contract involves an obligation to purchase or sell a specific amount of currency at a future date, at a price and on a date set at the time of the contract. The cost to a Fund of engaging in forward currency contracts varies with factors such as the currency involved, the length of the contract period and the market conditions prevailing as the contract is struck.

Secondary markets generally do not exist for forward currency contracts, with the result that closing transactions generally can be made for forward currency contracts only by negotiating directly with the counterparty. Thus, there can be no assurance that a Fund will in fact be able to close out a forward currency contract at a favorable price prior to maturity.

The Pacer Autopilot Hedged European Index ETF will segregate liquid assets that will be marked-to-market daily to meet its forward contract commitments to the extent required by applicable regulations. The Fund may enter into forward currency contracts or maintain a net exposure to such contracts only if (i) the consummation of the contracts would not obligate the Fund to deliver an amount of foreign currency in excess of the value of its portfolio securities or other assets denominated in that currency, or (ii) the Fund maintains cash or liquid securities in a segregated account in an amount not less than the value of its total assets committed to the consummation of the contract and not covered as provided in (i) above, as marked-to-market daily.

Additional Information about the Principal Risks of Investing in the Funds

This section provides additional information regarding the principal risks described under “Principal Risks of Investing in the Fund” in each of the Fund Summaries. The factors below apply to each Fund as indicated in the following table. Each of the factors below could have a negative impact on the applicable Fund’s performance and trading prices.

	Pacer Trendpilot 750 ETF	Pacer Trendpilot 450 ETF	Pacer Trendpilot 100 ETF	Pacer Trendpilot European Index ETF	Pacer Global Cash Cows Dividend ETF	Pacer US Cash Cows 100 ETF	Pacer US Small Cap Cash Cows 100 ETF	Pacer Developed Markets International Cash Cows 100 ETF	Pacer Autopilot Hedged European Index ETF	Pacer US Export Leaders ETF	Pacer International Export Leaders ETF
Concentration Risk			X	X	X	X	X	X	X	X	X
Currency Exchange Rate Risk				X	X			X	X		X
Equity Market Risk	X	X	X	X	X	X	X	X	X	X	X
European Investments Risk				X	X				X		X
Fixed Income Risk	X	X	X	X							
Foreign Sales Risk										X	X
Foreign Securities Risk				X	X			X	X		X
Forward Currency Contracts Risk									X		
Geographic Concentration Risk				X	X			X	X		X
— Risks Related to Investing in Europe								X			
— Risks Related to Investing in Japan								X			
Government Obligations Risk	X	X	X	X							
Hedging Risk									X		
High Portfolio Turnover Risk	X	X	X	X	X	X	X	X			
Large-Capitalization Investing Risk	X		X	X	X	X		X	X	X	X
Limited Operating History					X	X	X	X			
Mid-Capitalization Investing Risk		X		X		X		X	X	X	X
New Fund Risk									X	X	X
Non-Diversification Risk	X	X	X	X	X	X	X	X	X	X	X
Other Investment Companies Risk	X	X	X	X							
Passive Investment Risk	X	X	X	X	X	X	X	X	X	X	X
Sector Risk			X			X	X	X			
— Consumer Discretionary Sector Risk						X	X	X			
— Industrials Sector Risk							X	X			
— Information Technology Sector Risk			X			X	X				
— Materials Sector Risk								X			
Shares of each Fund May Trade at Prices Other Than NAV	X	X	X	X	X	X	X	X	X	X	X
Style Risk					X	X	X	X			
Tracking Risk	X	X	X	X	X	X	X	X	X	X	X
Trend Lag Risk	X	X	X	X							

Concentration Risk

The Fund may be susceptible to an increased risk of loss, including losses due to adverse occurrences affecting the Fund more than the market as a whole, to the extent that the Fund's investments are concentrated in the securities of a particular issuer or issuers, country, group of countries, region, market, industry, group of industries, sector or asset class. In addition, at times, an industry or group of industries in which the Fund is concentrated may be out of favor and underperform other industries or groups of industries.

Currency Exchange Rate Risk

Changes in currency exchange rates and the relative value of non-U.S. currencies will affect the value of the Fund's investments and the value of your Fund shares. Because the Fund's NAV is determined on the basis of U.S. dollars, the U.S. dollar value of your investment in the Fund may go down if the value of the local currency of the non-U.S. markets in which the Fund invests depreciates against the U.S. dollar. This is true even if the local currency value of securities in the Fund's holdings goes up. Conversely, the dollar value of your investment in the Fund may go up if the value of the local currency appreciates against the U.S. dollar. The value of the U.S. dollar measured against other currencies is influenced by a variety of factors. These factors include: national debt levels and trade deficits, changes in balances of payments and trade, domestic and foreign interest and inflation rates, global or regional political, economic or financial events, monetary policies of governments, actual or potential government intervention, and global energy prices. Political instability, the possibility of government intervention and restrictive or opaque business and investment policies may also reduce the value of a country's currency. Government monetary policies and the buying or selling of currency by a country's government may also influence exchange rates. Currency exchange rates can be very volatile and can change quickly and unpredictably. As a result, the value of an investment in the Fund may change quickly and without warning, and you may lose money.

Equity Market Risk

Equity securities may experience sudden, unpredictable drops in value or long periods of decline in value. This may occur because of factors that affect securities markets generally or factors affecting specific industries, sectors or companies. Common stocks are generally exposed to greater risk than other types of securities, such as preferred stock and debt obligations, because common stockholders generally have inferior rights to receive payment from issuers. Common stocks are susceptible to general stock market fluctuations and to volatile increases and decreases in value as market confidence in and perceptions of their issuers change. These investor perceptions are based on various and unpredictable factors including: expectations regarding government, economic, monetary and fiscal policies; inflation and interest rates; economic expansion or contraction; and global or regional political, economic and banking crises.

European Investments Risk

The Fund is more exposed to the economic and political risks of Europe and of the European countries in which it invests than funds whose investments are more geographically diversified. Adverse economic and political events in Europe may cause the Fund's investments to decline in value. The economies and markets of European countries are often closely connected and interdependent, and events in one country in Europe can have an adverse impact on other European countries. The Fund makes investments in securities of issuers that are domiciled in, or have significant operations in, member countries of the EU. The EU requires compliance by member countries with restrictions on inflation rates, deficits, interest rates and debt levels, as well as fiscal and monetary controls, each of which may significantly affect every country in Europe, including those countries that are not members of the EU. Changes in imports or exports, changes in governmental or EU regulations on trade, changes in the exchange rate of the euro (the common currency of certain EU countries), the default or threat of default by an EU member country on its sovereign debt, including, without limitation, the pending threat of default by Greece, and/or an economic recession in an EU member country may have a significant adverse effect on the economies of EU member countries and their trading partners.

The European financial markets have experienced volatility and adverse trends in recent years due to concerns about economic downturns or rising government debt levels in several European countries, including Greece, Ireland, Italy, Portugal and Spain. These events have adversely affected the exchange rate of the euro and may continue to significantly affect other European countries. Responses to the financial problems by European governments, central banks and others, including austerity measures and reforms, may not produce the desired results, may result in social unrest and may limit future growth and economic recovery or have other unintended consequences. Further defaults or restructurings by governments and other entities of their debt could have additional adverse effects on economies, financial markets and asset valuations around the world. In addition, one or more countries may abandon the euro and/or withdraw from the EU. The impact of these actions, especially if they occur in a disorderly fashion, is not clear but could be significant and far-reaching. The occurrence of terrorist incidents throughout Europe also could impact financial markets. The impact of

these events is not clear but could be significant and far-reaching and adversely affect the value of the Fund. The Fund's investments could be negatively impacted by any economic or political instability in any European country.

At a referendum in June 2016, the United Kingdom ("UK") voted to leave the EU. It is expected that the UK will invoke article 50 of the Lisbon Treaty to withdraw from the EU by the end of March 2019, however there is a significant degree of uncertainty about how negotiations relating to the UK's withdrawal will be conducted, as well as the potential consequences and precise timeframe for "Brexit". On March 29, 2017, the UK initiated the two-year exit process by notifying the European Council of the UK's intention to withdraw from the EU. During this period and beyond, the impact on the UK and European economies and the broader global economy could be significant, resulting in negative impacts, such as increased volatility and illiquidity, and potentially lower economic growth of markets in the UK, Europe and globally, which may adversely affect the value of the Fund's investments. Also as a result of the referendum, on June 27, 2016, Standard & Poor's ("S&P") downgraded the UK's credit rating from "AAA" to "AA" with a "negative outlook," and on June 30, 2016, S&P downgraded the EU's credit rating from "AA+" to "AA". Other credit ratings agencies have taken similar actions.

Fixed Income Risk

The value of direct or indirect investments in fixed income securities will fluctuate with changes in interest rates. Typically, a rise in interest rates causes a decline in the value of fixed income securities. On the other hand, if rates fall, the value of the fixed income securities generally increases. In general, the market price of fixed income securities with longer maturities will increase or decrease more in response to changes in interest rates than shorter-term securities. Due to recent events in the fixed income markets, including the potential impact of the Federal Reserve Board ending its quantitative easing program and raising the federal funds rate, the Fund may be subject to heightened interest rate risk as a result of a rise or increased volatility in interest rates. The value of direct or indirect investments in fixed income securities may be affected by the inability of issuers to repay principal and interest or illiquidity in debt securities markets.

Foreign Sales Risk

The Fund invests in companies that derive a significant portion of their sales to foreign customers. Consequently, investments in such companies may be subject to risk of loss due to unfavorable changes in currency exchange rates, political, economic or social changes or instability in foreign countries, events affecting the transportation, shipping or delivery of goods to customers, and changes in U.S. or foreign laws or regulations affecting exports. In addition, conditions and changes in regulatory, tax, or economic policy in a country could significantly affect the market in that country and in surrounding or related countries and have a negative impact on the Fund's performance. Currency developments or restrictions, political and social instability, and changing economic conditions have resulted in significant market volatility.

Foreign Securities Risk

Investments in non-U.S. securities involve certain risks that may not be present with investments in U.S. securities. For example, investments in non-U.S. securities may be subject to risk of loss due to foreign currency fluctuations or to political or economic instability. There may be less information publicly available about a non-U.S. issuer than a U.S. issuer. Non-U.S. issuers may be subject to different accounting, auditing, financial reporting and investor protection standards than U.S. issuers. Investments in non-U.S. securities may be subject to withholding or other taxes and may be subject to additional trading, settlement, custodial, and operational risks. With respect to certain countries, there is the possibility of government intervention and expropriation or nationalization of assets. Because legal systems differ, there is also the possibility that it will be difficult to obtain or enforce legal judgments in certain countries. Since foreign exchanges may be open on days when the Fund does not price its shares, the value of the securities in the Fund's portfolio may change on days when shareholders will not be able to purchase or sell the Fund's shares. Conversely, Fund shares may trade on days when foreign exchanges are close. Each of these factors can make investments in the Fund more volatile and potentially less liquid than other types of investments.

Forward Currency Contracts Risk

Forward currency contracts and other currency management strategies may substantially change the Fund's exposure to currency exchange rates and could result in losses to the Fund if currencies do not perform as expected or if the Fund is unable to quickly enter or exit such contracts. The use of forward currency contracts may also create counterparty, leveraging, and valuation risk. Forward contracts require collateralization, and the commitment of a large portion of the Fund's assets as collateral could impede portfolio management.

Counterparty Risk. The Fund may engage in investment transactions or other contracts with third parties (*i.e.*, "counterparties"), including over-the-counter forward foreign currency contracts. The Fund bears the risk that the counterparty to these contracts becomes bankrupt, defaults on its obligations or otherwise fails to honor its obligations. The Fund may experience significant delays in obtaining any recovery in a bankruptcy or other

reorganization proceeding. The Fund may obtain only limited recovery or may obtain no recovery in these circumstances. If a counterparty defaults on its payment obligations, the Fund will lose money and the value of an investment in Fund shares may decrease.

Leveraging Risk. The Fund's use of forward currency contracts may result in leverage. Leverage creates investment exposure to gains and losses in excess of the amounts invested by the Fund. The Fund will identify liquid assets on its books or otherwise cover transactions that may give rise to leverage to the extent required by applicable law. The Fund may have to liquidate assets to meet or satisfy obligations or coverage requirements that arise because of the use of leverage. Leverage could cause the Fund to be more volatile, resulting in larger gains or losses in response to changes in the values to which the Fund has leveraged exposure than if the Fund had made direct investments. Use of leverage involves special risks and is highly speculative. Leverage will magnify any losses, and such losses may be significant.

Valuation Risk. Forward foreign currency contracts are subject to the risk that they may be difficult to value and/or valued incorrectly. This risk may be especially pronounced if the markets for the Fund's forward foreign currency contracts are or become illiquid. This risk could cause the Fund to lose money and the value of an investment in Fund shares to decrease.

Geographic Concentration Risk

The Fund is subject to geographic concentration risk, which is the chance that world events—such as political upheaval, financial troubles, or natural disasters—will adversely affect the value of securities issued by companies in foreign countries or regions. Because the Fund may invest a large portion of its assets in securities of companies located in any one country or region, the Fund's performance may be hurt disproportionately by the poor performance of its investments in that area.

- *Risks Related to Investing in Europe.* The Fund is more exposed to the economic and political risks of Europe and of the European countries in which it invests than funds whose investments are more geographically diversified. Adverse economic and political events in Europe may cause the Fund's investments to decline in value. The economies and markets of European countries are often closely connected and interdependent, and events in one country in Europe can have an adverse impact on other European countries. The Fund makes investments in securities of issuers that are domiciled in, or have significant operations in, member countries of the European Union (the "EU") that are subject to economic and monetary controls that can adversely affect the Fund's investments. The European financial markets have experienced volatility and adverse trends in recent years and these events have adversely affected the exchange rate of the euro and may continue to significantly affect other European countries. Decreasing imports or exports, changes in governmental or EU regulations on trade, changes in the exchange rate of the euro, the default or threat of default by an EU member country on its sovereign debt, and/or an economic recession in an EU member country may have a significant adverse effect on the economies of EU member countries and their trading partners, including some or all of the European countries in which the Fund invests.

At a referendum in June 2016, the United Kingdom ("UK") voted to leave the EU. It is expected that the UK will invoke article 50 of the Lisbon Treaty to withdraw from the EU in due course, however there is a significant degree of uncertainty about how negotiations relating to the UK's withdrawal will be conducted, as well as the potential consequences and precise timeframe for "Brexit". It is expected that the UK's exit from the EU will take place within two years of the UK notifying the European Council that it intends to withdraw from the EU. During this period and beyond, the impact on the UK and European economies and the broader global economy could be significant, resulting in negative impacts, such as increased volatility and illiquidity, and potentially lower economic growth on markets in the UK, Europe and globally, which may adversely affect the value of the Fund's investments.

- *Risks Related to Investing in Japan.* A significant portion of the Fund's assets may be invested in Japanese securities. To the extent the Fund invests in Japanese securities, it will be subject to risks related to investing in Japan. The Japanese economy may be subject to considerable degrees of economic, political and social instability, which could have a negative impact on Japanese securities. Since the year 2000, Japan's economic growth rate has remained relatively low and it may remain low in the future. In addition, Japan is subject to the risk of natural disasters, such as earthquakes, volcanoes, typhoons and tsunamis. Additionally, decreasing U.S. imports, new trade regulations, changes in the U.S. dollar exchange rates, a recession in the United States or continued increases in foreclosure rates may have an adverse impact on the economy of Japan. Japan also has few natural

resources, and any fluctuation or shortage in the commodity markets could have a negative impact on Japanese securities.

Government Obligations Risk

The Fund may invest in securities issued by the U.S. government. The total public debt of the United States as a percentage of gross domestic product has grown rapidly since the beginning of the 2008-2009 financial downturn. Although high debt levels do not necessarily indicate or cause economic problems, they may create certain systemic risks if sound debt management practices are not implemented. A high national debt can raise concerns that the U.S. government will not be able to make principal or interest payments when they are due. This increase has also necessitated the need for the U.S. Congress to negotiate adjustments to the statutory debt limit to increase the cap on the amount the U.S. government is permitted to borrow to meet its existing obligations and finance current budget deficits. In August 2011, S&P lowered its long-term sovereign credit rating on the U.S. In explaining the downgrade at that time, S&P cited, among other reasons, controversy over raising the statutory debt limit and growth in public spending. On November 2, 2015, following passage by Congress, the President of the United States signed the Bipartisan Budget Act of 2015, which suspends the statutory debt limit through March 15, 2017. Any controversy or ongoing uncertainty regarding the statutory debt limit negotiations may impact the U.S. long-term sovereign credit rating and may cause market uncertainty. As a result, market prices and yields of securities supported by the full faith and credit of the U.S. government may be adversely affected.

Hedging Risk

Derivatives, such as forward currency contracts, used by the Fund to offset its exposure to the euro may not perform as intended. When a derivative is used as a hedge against a position that the Fund holds, any loss generated by the derivative generally should be substantially offset by any gains on the hedged investment, and vice versa. While hedging can reduce or eliminate losses, it can also reduce or eliminate gains. Hedges are sometimes subject to imperfect matching between the hedging transaction and the risk intended to be hedged. There can be no assurance that the Fund's hedging transactions will be effective. The Fund does not attempt to mitigate other factors which may have a greater impact on the Fund's equity holdings and its performance than currency exposure and will only attempt to mitigate currency risk during the periods described above under "Principal Investment Strategies of the Fund." The value of an investment in the Fund could be significantly and negatively affected during periods when the Fund is currency hedged if the euro appreciates relative to the dollar and the value of the Fund's equity investments appreciates at the same time.

High Portfolio Turnover Risk

At times, the Fund may have a portfolio turnover rate substantially greater than 100%. A high portfolio turnover rate would result in correspondingly greater transaction costs, including brokerage commissions, dealer markups and other transaction costs on the sale of securities and on reinvestment in other securities and may result in reduced performance and the distribution to shareholders of additional capital gains for tax purposes. These factors may negatively affect the Fund's performance.

Large-Capitalization Investing Risk

The securities of large-capitalization companies may be relatively mature compared to smaller companies and therefore subject to slower growth during times of economic expansion. Large-capitalization companies may also be unable to respond quickly to new competitive challenges, such as changes in technology and consumer tastes.

Limited Operating History

The Fund is a recently organized, non-diversified management investment company with limited operating history. As a result, prospective investors have a limited track record on which to base their investment decision. An investment in the Fund may therefore involve greater uncertainty than an investment in a fund with a more established record of performance. In addition, there can be no assurance that the Fund will grow to or maintain an economically viable size, in which case it may experience greater tracking error to its Index than it otherwise would at higher asset levels, or it could ultimately liquidate. The Fund's distributor does not maintain an active market in Fund shares.

Mid-Capitalization Investing Risk

The securities of mid-capitalization companies may be more vulnerable to adverse issuer, market, political, or economic developments than securities of large-capitalization companies. The securities of mid-capitalization companies generally trade in lower volumes and are subject to greater and more unpredictable price changes than large capitalization stocks or the stock market as a whole. Some medium capitalization companies have limited product lines, markets, financial resources, and management personnel and tend to concentrate on fewer geographical markets relative to large-capitalization companies.

New Fund Risk

The Fund is new with no operating history. As a result, prospective investors have no track record or history on which to base their investment decisions. An investment in the Fund may therefore involve greater uncertainty than an investment in a fund with an established record of performance. In addition, there can be no assurance that the Fund will grow to or maintain an economically viable size, in which case it may experience greater tracking error to its Index than it otherwise would at higher asset levels, or it could ultimately liquidate. The Fund's distributor does not maintain an active market in Fund shares.

Non-Diversification Risk

Although the Fund intends to invest in a variety of securities and instruments, the Fund will be considered to be non-diversified. This means that the Fund may invest more of its assets in the securities of a single issuer or a smaller number of issuers than if it was a diversified Fund. As a result, the Fund may be more exposed to the risks associated with and developments affecting an individual issuer or a smaller number of issuers than a fund that invests more widely. This may increase the Fund's volatility and cause the performance of a relatively smaller number of issuers to have a greater impact on the Fund's performance.

Other Investment Companies Risk

The Fund will incur higher and duplicative expenses when it invests in other investment companies such as ETFs. There is also the risk that the Fund may suffer losses due to the investment practices of the underlying funds. When the Fund invests in other investment companies, the Fund will be subject to substantially the same risks as those associated with the direct ownership of securities held by such investment companies. Investments in ETFs are also subject to the following risks: (i) the market price of an ETF's shares may trade above or below their net asset value; (ii) an active trading market for an ETF's shares may not develop or be maintained; and (iii) trading of an ETF's shares may be halted for a number of reasons.

Passive Investment Risk

The Fund is not actively managed and the Adviser would not sell a security due to current or projected underperformance of a security, industry or sector, unless that security is removed from the Index or the selling of shares of that security is otherwise required upon a reconstitution of the Index in accordance with the Index methodology. The Fund invests in securities included in, or representative of securities included in, the Index, regardless of their investment merits. The Fund does not take defensive positions under any market conditions, including conditions that are adverse to the performance of the Fund.

Sector Risk

To the extent the Fund invests more heavily in particular sectors of the economy, its performance will be especially sensitive to developments that significantly affect those sectors.

- *Consumer Discretionary Sector Risk.* The Fund may invest in companies in the consumer discretionary sector, and therefore the performance of the Fund could be negatively impacted by events affecting this sector. The success of consumer product manufacturers and retailers is tied closely to the performance of domestic and international economies, interest rates, exchange rates, competition, consumer confidence, changes in demographics and consumer preferences. Companies in the consumer discretionary sector depend heavily on disposable household income and consumer spending, and may be strongly affected by social trends and marketing campaigns. These companies may be subject to severe competition, which may have an adverse impact on their profitability.
- *Industrials Sector Risk.* The Fund may invest in companies in the industrials sector, and therefore the performance of the Fund could be negatively impacted by events affecting this sector. The industrials sector may be affected by changes in the supply of and demand for products and services, product obsolescence, claims for environmental damage or product liability and general economic conditions, among other factors. As the demand for, or prices of, industrials increase, the value of the Fund's investments generally would be expected to also increase. Conversely, declines in the demand for, or prices of, industrials generally would be expected to contribute to declines in the value of such securities. Such declines may occur quickly and without warning and may negatively impact the value of the Fund and your investment.
- *Information Technology Sector Risk.* The Fund may invest in companies in the information technology sector, and therefore the performance of the Fund could be negatively impacted by events affecting this sector. Market or economic factors impacting information technology companies and companies that rely heavily on technological advances could have a significant effect on the value of the Fund's investments. The value of stocks of information technology companies and companies that rely heavily on technology is particularly vulnerable to

rapid changes in technology product cycles, rapid product obsolescence, government regulation and competition, both domestically and internationally, including competition from foreign competitors with lower production costs. Stocks of information technology companies and companies that rely heavily on technology, especially those of smaller, less-seasoned companies, tend to be more volatile than the overall market. Information technology companies are heavily dependent on patent and intellectual property rights, the loss or impairment of which may adversely affect profitability. Additionally, companies in the information technology sector may face dramatic and often unpredictable changes in growth rates and competition for the services of qualified personnel.

- *Materials Sector Risk.* The Fund may invest in companies in the materials sector, and therefore the performance of the Fund could be negatively impacted by events affecting this sector. Many companies in this sector are significantly affected by the level and volatility of commodity prices, the exchange value of the dollar, import controls, and worldwide competition. At times, worldwide production of industrial materials has exceeded demand as a result of over-building or economic downturns, leading to poor investment returns or losses. This sector may also be affected by economic cycles, interest rates, resource availability, technical progress, labor relations, and government regulations.

Shares of each Fund May Trade at Prices Other Than NAV

As with all ETFs, Fund shares may be bought and sold in the secondary market at market prices. The price of Fund shares, like the price of all traded securities, will be subject to factors such as supply and demand, as well as the current value of the Fund's portfolio holdings. Although it is expected that the market price of the shares of the Fund will approximate the Fund's NAV, there may be times when the market price and the NAV vary significantly. Thus, you may pay more (or less) than NAV intra-day when you buy shares of the Fund in the secondary market, and you may receive more (or less) than NAV when you sell those shares in the secondary market. To the extent securities held by the Fund trade on foreign exchanges that are closed when the Fund's primary listing exchange is open, there are likely to be deviations between the current price of an underlying security and the security's last quoted price from the closed foreign market. This may result in premiums and discounts that are greater than those experienced by domestic ETFs.

Style Risk

The Fund's strategy of investing in dividend-paying stocks involves the risk that such stocks may fall out of favor with investors and underperform the market. Companies that issue dividend-paying stocks are not required to continue to pay dividends on such stocks. Therefore, there is the possibility that such companies could reduce or eliminate the payment of dividends in the future or the anticipated acceleration of dividends could not occur. Depending upon market conditions, dividend-paying stocks that meet the Fund's investment criteria may not be widely available and/or may be highly concentrated in only a few market sectors.

Tracking Risk

The Fund seeks to track the performance of its benchmark index. Under normal market conditions, the Adviser expects that the performance of the Fund over time, before expenses, will track the performance of its benchmark within a 0.95 correlation coefficient. The Fund is subject to the risk of tracking variance. Tracking variance may result from share purchases and redemptions, transaction costs, expenses and other factors. Tracking variance may prevent the Fund from achieving its investment objective.

Trend Lag Risk

At least six consecutive trading days will elapse after the applicable underlying equity index (the "Equity Component") first drops below its historical 200-day simple moving average (or conversely, first moves above such average) before the Fund's Index will switch from tracking the Equity Component to 3-Month US Treasury bills (or conversely, from 3-Month US Treasury bills to the Equity Component). As a result, if the Equity Component is in an overall positive trend, the Index and consequently the Fund may be adversely affected by a downward trend and/or volatility in the Equity Component for up to six consecutive trading days (or conversely, if the Equity Component is in an overall negative trend, the Index and consequently the Fund may not benefit from an upward trend and/or volatility in the Equity Component for up to six consecutive trading days). Accordingly, the methodology employed by the Index does not eliminate exposure to downward trends and/or volatility in the Equity Component and does not provide immediate exposure to upward trends and/or volatility in the Equity Component.

ADDITIONAL NON-PRINCIPAL RISK INFORMATION

Authorized Participants, Market Makers, and Liquidity Providers Concentration Risk. The Funds have a limited number of financial institutions that may act as Authorized Participants (“Authorized Participants” or “APs”). In addition, there may be a limited number of market makers and/or liquidity providers in the marketplace. To the extent either of the following events occur, Fund shares may trade at a material discount to NAV and possibly face delisting: (i) APs exit the business or otherwise become unable to process creation and/or redemption orders and no other APs step forward to perform these services, or (ii) market makers and/or liquidity providers exit the business or significantly reduce their business activities and no other entities step forward to perform their functions.

Absence of a Prior Active Market. Although the Funds’ shares are approved for listing on the BATS BZX Exchange, Inc., there can be no assurance that an active trading market will develop and be maintained for Fund shares. There can be no assurance that a Fund will grow to or maintain an economically viable size, in which case such Fund may experience greater tracking error to its Index than it otherwise would at higher asset levels or the Fund may ultimately liquidate.

PORTFOLIO HOLDINGS INFORMATION

Information about each Fund’s daily portfolio holdings is available at www.pacerefts.com. A summarized description of each Fund’s policies and procedures with respect to the disclosure of each Fund’s portfolio holdings is available in each Fund’s Statement of Additional Information (“SAI”).

MANAGEMENT

The Funds are series of Pacer Funds Trust (the “Trust”), a Delaware statutory trust, which is overseen by a board of trustees.

Investment Adviser

The Adviser has overall responsibility for the general management and administration of the Trust and each of its separate investment portfolios. The Adviser is a registered investment adviser with offices located at 16 Industrial Blvd, Suite 201, Paoli, Pennsylvania 19301. The Adviser has managed ETFs since 2015. The Adviser also arranges for transfer agency, custody, fund administration, securities lending and all other related services necessary for each Fund to operate. For its services, the Adviser receives a fee from each Fund, based on a percentage of each Fund’s average daily net assets, as shown in the following table:

Name of Fund	Management Fee
Pacer Trendpilot 750 ETF	0.60%
Pacer Trendpilot 450 ETF	0.60%
Pacer Trendpilot 100 ETF	0.65%
Pacer Trendpilot European Index ETF	0.65%
Pacer Global Cash Cows Dividend ETF	0.60%
Pacer US Cash Cows 100 ETF	0.49%
Pacer US Small Cap Cash Cows 100 ETF	0.59%
Pacer Developed Markets International Cash Cows 100 ETF	0.65%
Pacer Autopilot Hedged European Index ETF	0.65%
Pacer US Export Leaders ETF	0.60%
Pacer International Export Leaders ETF	0.60%

Under the Investment Advisory Agreement between the Adviser and the Trust, on behalf of the Funds (the “Investment Advisory Agreement”), the Adviser has agreed to pay all expenses of each Fund, except for: the fee paid to the Adviser pursuant to the Investment Advisory Agreement, interest charges on any borrowings, taxes, brokerage commissions and other expenses incurred in placing orders for the purchase and sale of securities and other investment instruments, acquired fund fees and expenses, accrued deferred tax liability, extraordinary expenses, and distribution (12b-1) fees and expenses.

The basis for the Board of Trustees’ approval of the continuation Investment Advisory Agreement for each of the Funds other than the Pacer US Small Cap Cash Cows 100 ETF and Pacer Developed Markets International Cash Cows 100 ETF is available in the Funds’ Annual Report to Shareholders for the fiscal period ended April 30, 2017. The basis for the Board of Trustees’ approval of the continuation Investment Advisory Agreement for each of the Pacer US Small Cap Cash Cows 100 ETF and Pacer Developed Markets International Cash Cows 100 ETF will be available in the Funds’ Semi-Annual Report to Shareholders for the fiscal period ending October 31, 2017.

Portfolio Managers

The Funds' portfolio management team consists of Bruce Kavanaugh and Michael Mack.

Mr. Kavanaugh has been Vice President of the Adviser since it began operations in 2004. He has been a portfolio manager with the Adviser since 2013. Mr. Kavanaugh has more than 25 years of experience in financial services.

Mr. Mack has been an Investment Analyst for the Adviser since joining it in 2012. Prior to his position with the Adviser, Mr. Mack was an Associate with Cameron Capital Management from 2011 to 2012. He also served as an Analyst/Trader for Simitec Inc., a business and technology consulting firm, from 2005 to 2009.

The SAI provides additional information about each Portfolio Manager's compensation structure, other accounts managed by the Portfolio Managers, and the Portfolio Managers' ownership of shares of each Fund.

ADDITIONAL INFORMATION ON BUYING AND SELLING FUND SHARES

Most investors will buy and sell shares of the Funds through brokers. Shares of each Fund trade on BATS BZX Exchange, Inc. (the "Exchange") and elsewhere during the trading day and can be bought and sold throughout the trading day like other shares of publicly traded securities. When buying or selling shares through a broker, most investors will incur customary brokerage commissions and charges. Shares of each Fund trade under the trading symbol listed on the cover of this Prospectus. Only authorized participants ("Authorized Participants" or "APs") who have entered into agreements with the Funds' distributor may acquire shares directly from a Fund, and only APs may tender their shares for redemption directly to each Fund, at NAV in Creation Units. Once created, shares trade in the secondary market in amounts less than a Creation Unit.

Shares of the Pacer Autopilot Hedged European Index ETF, Pacer US Export Leaders ETF, and Pacer International Export Leaders ETF are not currently offered for purchase.

Share Trading Prices

Transactions in each Fund's shares will be priced at NAV only if you purchase shares directly from each Fund in Creation Units. As with other types of securities, the trading prices of shares in the secondary market can be affected by market forces such as supply and demand, economic conditions and other factors. The price you pay or receive when you buy or sell your shares in the secondary market may be more or less than the NAV of such shares.

The approximate value of shares of each Fund is disseminated every 15 seconds throughout the trading day by the Exchange or by other information providers. This approximate value should not be viewed as a real-time update of each Fund's NAV, because (i) the approximate value may not be calculated in the same manner as the NAV, which is computed once a day, generally at the end of the business day, (ii) the calculation of NAV may be subject to fair valuation at different prices than those used in the calculations of the approximate value, (iii) unlike the calculation of NAV, the approximate value does not take into account Fund expenses, and (iv) the approximate value is based on the published basket of portfolio securities and not on the Fund's actual holdings. The approximate value is not related to the price at which a Fund's shares are trading on the Exchange and is different from the Fund's NAV. The approximate value calculations are based on local market prices and may not reflect events that occur subsequent to the local market's close, which could affect premiums and discounts between the approximate value and the market price of a Fund's shares. The Funds, the Adviser, the Administrator and their affiliates are not involved in, or responsible for, the calculation or dissemination of the approximate value, and the Funds, the Adviser, the Administrator and their affiliates do not make any warranty as to the accuracy of the approximate value.

Determination of Net Asset Value

The NAV of each Fund's shares is calculated each day the Exchange is open for trading as of the close of regular trading on the Exchange, generally 4:00 p.m. Eastern time (the "NAV Calculation Time"). If the Exchange closes before 4:00 p.m. Eastern Time, as it occasionally does, the NAV Calculation Time will be the time the Exchange closes. In addition, any U.S. fixed-income assets may be valued as of the announced closing time of trading in fixed income instruments on any day that the Securities Industry and Financial Markets Association announces an early closing time. Each Fund's NAV per share is calculated by dividing the Fund's net assets by the number of Fund shares outstanding.

In calculating its NAV, each Fund generally values its assets on the basis of market quotations, last sale prices, or estimates of value furnished by a pricing service or brokers who make markets in such instruments. Debt obligations with maturities of 60 days or less are valued at amortized cost.

Fair Value Pricing

The Board has adopted procedures and methodologies to fair value Fund securities whose market prices are not “readily available” or are deemed to be unreliable. For example, such circumstances may arise when: (i) a security has been delisted or has had its trading halted or suspended; (ii) a security’s primary pricing source is unable or unwilling to provide a price; (iii) when a security’s primary trading market is closed during regular market hours; or (iv) when a security’s value is materially affected by events occurring after the close of the security’s primary trading market. Generally, when fair valuing a security, the Adviser will take into account all reasonably available information that may be relevant to a particular valuation including, but not limited to, fundamental analytical data regarding the issuer, information relating to the issuer’s business, recent trades or offers of the security, general and/or specific market conditions and the specific facts giving rise to the need to fair value the security. The Adviser makes fair value determinations in good faith and in accordance with the fair value methodologies included in the Board-adopted valuation procedures. Due to the subjective and variable nature of fair value pricing, there can be no assurance that the Adviser will be able to obtain the fair value assigned to the security upon the sale of such security.

Dividends and Distributions

Each of the Pacer Trendpilot 750 ETF, Pacer Trendpilot 450 ETF, Pacer Trendpilot 100 ETF, and Pacer Trendpilot European ETF expects to pay out dividends on an annual basis. Each other Fund expects to pay out dividends on a quarterly basis. Nonetheless, each Fund may make more frequent dividend payments. Each Fund expects to distribute its net realized capital gains to investors annually. Each Fund occasionally may be required to make supplemental distributions at some other time during the year. Distributions in cash may be reinvested automatically in additional whole shares only if the broker through whom you purchased shares makes such option available. Your broker is responsible for distributing the income and capital gain distributions to you.

Book Entry

Shares of each Fund are held in book-entry form, which means that no stock certificates are issued. The Depository Trust Company (“DTC”) or its nominee is the record owner of all outstanding shares of each Fund.

Investors owning shares of each Fund are beneficial owners as shown on the records of DTC or its participants. DTC serves as the securities depository for all shares of each Fund. Participants include DTC, securities brokers and dealers, banks, trust companies, clearing corporations, and other institutions that directly or indirectly maintain a custodial relationship with DTC. As a beneficial owner of shares, you are not entitled to receive physical delivery of stock certificates or to have shares registered in your name, and you are not considered a registered owner of shares. Therefore, to exercise any right as an owner of shares, you must rely upon the procedures of DTC and its participants. These procedures are the same as those that apply to any securities that you hold in book-entry or “street name” form. Your broker will provide you with account statements, confirmations of your purchases and sales, and tax information.

Delivery of Shareholder Documents – Householding

Householding is an option available to certain investors of each Fund. Householding is a method of delivery, based on the preference of the individual investor, in which a single copy of certain shareholder documents can be delivered to investors who share the same address, even if their accounts are registered under different names. Householding for each Fund is available through certain broker-dealers. If you are interested in enrolling in householding and receiving a single copy of prospectuses and other shareholder documents, please contact your broker-dealer. If you are currently enrolled in householding and wish to change your householding status, please contact your broker-dealer.

Frequent Purchases and Redemptions of Fund Shares

Each Fund imposes no restrictions on the frequency of purchases and redemptions of Fund shares. In determining not to impose such restrictions, the Board evaluated the risks of market timing activities by Fund shareholders. Purchases and redemptions by APs, who are the only parties that may purchase or redeem shares directly with a Fund, are an essential part of the ETF process and help keep Fund share trading prices in line with NAV. As such, each Fund accommodates frequent purchases and redemptions by APs. However, the Board has also determined that frequent purchases and redemptions for cash may increase tracking error and portfolio transaction costs and may lead to the realization of capital gains. To minimize these potential consequences of frequent purchases and redemptions, each Fund imposes transaction fees on purchases and redemptions of Creation Units to cover the custodial and other costs incurred by the Fund in effective trades. In addition, each Fund and the Adviser reserve the right to reject any purchase order at any time. Although the Funds do not impose restrictions on the frequency of purchases and redemptions, the Board has adopted a policy discouraging Fund market timing and requiring the Funds’ service providers to maintain adequate procedures designed to provide reasonable assurance that market timing activity will be identified and terminated. In the event that

the Funds become aware of market timing activities affecting the Funds, the Board may impose restrictions on the frequency of purchases and redemptions of Fund shares in the future.

Investments by Registered Investment Companies

Section 12(d)(1) of the 1940 Act restricts investments by registered investment companies in the securities of other investment companies, including shares of each Fund. Registered investment companies are permitted to invest in each Fund beyond the limits set forth in section 12(d)(1), subject to certain terms and conditions set forth in an SEC exemptive order issued to the Trust, including that such investment companies enter into an agreement with the applicable Fund(s).

ADDITIONAL TAX INFORMATION

The following discussion is a summary of some important U.S. federal income tax considerations generally applicable to investments in each Fund. Your investment in each Fund may have other tax implications. Please consult your tax advisor about the tax consequences of an investment in Fund shares, including the possible application of foreign, state, and local tax laws.

Each Fund intends to qualify each year for treatment as a regulated investment company. If it meets certain minimum distribution requirements, a regulated investment company is not subject to tax at the fund level on income and investment gains that are timely distributed to shareholders. However, each Fund's failure to qualify as a regulated investment company or to meet minimum distribution requirements would result (if certain relief provisions were not available) in fund-level taxation and, consequently, a reduction in income available for distribution to shareholders.

Unless you are a tax-exempt entity or your investment in Fund shares is made through a tax advantaged retirement account, such as an individual retirement account, you need to be aware of the possible tax consequences when:

- A Fund makes distributions;
- You sell Fund shares; and
- You purchase or redeem Creation Units (institutional investors only).

Taxes on Distributions

For federal income tax purposes, distributions of investment income are generally taxable as ordinary income or "qualified dividend income." Taxes on distributions of capital gains (if any) depend on how long a Fund owned the assets that generated them, rather than how long a shareholder has owned his or her Fund shares. Sales of assets held by a Fund for more than one year generally result in long-term capital gains and losses, and sales of assets held by a Fund for one year or less generally result in short-term capital gains and losses. Distributions of a Fund's net capital gain (the excess of net long-term capital gains over net short-term capital losses) that are properly reported by the Fund as capital gain dividends ("Capital Gain Dividends") are taxable as long-term capital gains. For noncorporate shareholders, long-term capital gains are generally subject to tax at reduced rates and currently set at a maximum rate of 20%. Distributions of short-term capital gain are generally taxable as ordinary income. Distributions of investment income reported by a Fund as derived from "qualified dividend income" will be taxed at long term capital gain rates for non-corporate shareholders.

U.S. individuals with income exceeding specified thresholds are subject to a 3.8% Medicare contribution tax on all or a portion of their "net investment income," which includes interest, dividends, and certain capital gains (generally including capital gain distributions and capital gains realized on the sale or exchange of Fund shares).

In general, your distributions are subject to federal income tax for the year in which they are paid. Certain distributions paid in January, however, may be treated as paid on December 31 of the prior year. Distributions are generally taxable even if they are paid from income or gains earned by a Fund before your investment (and thus were included in the Fund shares' NAV when you purchased your Fund shares).

A Fund may include a payment of cash in addition to, or in place of, the delivery of a basket of securities upon the redemption of Creation Units. The Fund may sell portfolio securities to obtain the cash needed to distribute redemption proceeds. This may cause the Fund to recognize investment income and/or capital gains or losses that it might not have recognized if it had completely satisfied the redemption in-kind. As a result, the Fund may be less tax efficient if it includes such a cash payment in the proceeds paid upon the redemption of Creation Units.

Nonresident aliens, foreign corporations and other foreign shareholders in a Fund will generally be exempt from U.S. federal income tax on Capital Gain Dividends. The exemption may not apply, however, if the investment in the Fund is connected to a trade or business for the foreign shareholder in the United States or if the foreign shareholder is present in the United States for 183 days or more in a year and certain other conditions are met.

Distributions (other than Capital Gain Dividends) paid to individual shareholders that are neither citizens nor residents of the U.S. or to foreign entities will generally be subject to a U.S. withholding tax at the rate of 30%, unless a lower treaty rate applies. A Fund may, under certain circumstances, report all or a portion of a dividend as an “interest-related dividend” or a “short-term capital gain dividend,” which would generally be exempt from this 30% U.S. withholding tax, provided certain other requirements are met. Short-term capital gain dividends received by a nonresident alien individual who is present in the U.S. for a period or periods aggregating 183 days or more during the taxable year are not exempt from this 30% withholding tax. Gains realized by foreign shareholders from the sale or other disposition of shares of a Fund generally are not subject to U.S. taxation, unless the recipient is an individual who is physically present in the U.S. for 183 days or more per year.

A Fund (or a financial intermediary, such as a broker, through which shareholders own Fund shares) generally is required to withhold and to remit to the US Treasury a percentage of the taxable distributions and the sale or redemption proceeds paid to any shareholder who fails to properly furnish a correct taxpayer identification number, who has under-reported dividend or interest income, or who fails to certify that he, she or it is not subject to such withholding.

A U.S. withholding tax at a 30% rate will be imposed on dividends effective July 1, 2014 (and proceeds of sales in respect of Fund shares (including certain capital gain dividends) received by Fund shareholders beginning after December 31, 2018) for shareholders who own their shares through foreign accounts or foreign intermediaries if certain disclosure requirements related to U.S. accounts or ownership are not satisfied. A Fund will not pay any additional amounts in respect to any amounts withheld.

To the extent a Fund invests in foreign securities, it may be subject to foreign withholding taxes with respect to dividends or interest the Fund received from sources in foreign countries. If more than 50% of the total assets of a Fund consists of foreign securities, such Fund will be eligible to elect to treat some of those taxes as a distribution to shareholders, which would allow shareholders to offset some of their U.S. federal income tax. A Fund (or its administrative agent) will notify you if it makes such an election and provide you with the information necessary to reflect foreign taxes paid on your income tax return.

Taxes When Fund Shares Are Sold

Any capital gain or loss realized upon a sale of Fund shares is generally treated as a long-term gain or loss if the shares have been held for more than one year. Any capital gain or loss realized upon a sale of Fund shares held for one year or less is generally treated as a short-term gain or loss, except that any capital loss on a sale of shares held for six months or less is treated as long-term capital loss to the extent that Capital Gain Dividends were paid with respect to such shares. The ability to deduct capital losses may be limited depending on your circumstances.

A foreign shareholder will generally not be subject to U.S. tax on gains realized on sales or exchange of Fund Shares unless the investment in the Fund is connected to a trade or business of the investor in the United States or if the shareholder is present in the United States for 183 days or more in a year and certain other conditions are met. All foreign shareholders should consult their own tax advisors regarding the tax consequences in their country of residence of an investment in the Fund.

Creation and Redemption Units

An Authorized Participant who exchanges securities for Creation Units generally will recognize a gain or a loss. The gain or loss will be equal to the difference between the market value of the Creation Units at the time and the sum of the exchanger’s aggregate basis in the securities surrendered plus the amount of cash paid for such Creation Units. A person who redeems Creation Units will generally recognize a gain or loss equal to the difference between the exchanger’s basis in the Creation Units and the sum of the aggregate market value of any securities received plus the amount of any cash received for such Creation Units. The Internal Revenue Service, however, may assert that a loss realized upon an exchange of securities for Creation Units cannot be deducted currently under the rules governing “wash sales,” or on the basis that there has been no significant change in economic position.

Any capital gain or loss realized upon the creation of Creation Units will generally be treated as long-term capital gain or loss if the securities exchanged for such Creation Units have been held for more than one year. Any capital gain or loss realized upon the redemption of Creation Units will generally be treated as long-term capital gain or loss if the shares comprising the Creation Units have been held for more than one year. Otherwise, such capital gains or losses will be treated as short-term capital gains or losses. Persons purchasing or redeeming Creation Units should consult their own tax advisors with respect to the tax treatment of any creation or redemption transaction.

A Fund has the right to reject an order for Creation Units if the purchaser (or group of purchasers) would, upon obtaining the shares so ordered, own 80% or more of the outstanding shares of the Fund and if, pursuant to section 351 of the Internal Revenue Code, the respective Fund would have a basis in the deposit securities different from the market value of

such securities on the date of deposit. A Fund also has the right to require information necessary to determine beneficial Share ownership for purposes of the 80% determination.

The foregoing discussion summarizes some of the possible consequences under current federal tax law of an investment in the Fund. It is not a substitute for personal tax advice. You also may be subject to state and local tax on Fund distributions and sales of Fund shares. Consult your personal tax advisor about the potential tax consequences of an investment in Fund shares under all applicable tax laws. For more information, please see the section entitled "Federal Income Taxes" in the SAI.

State and Local Taxes

Shareholders may also be subject to state and local taxes on income and gain attributable to your ownership of Fund shares. State income taxes may not apply, however, to the portions of a Fund's distributions, if any, that are attributable to interest earned by the Fund on U.S. government securities. You should consult your tax professional regarding the tax status of distributions in your state and locality.

DISTRIBUTION

The Distributor, Pacer Financial, Inc., is a broker-dealer registered with the U.S. Securities and Exchange Commission. The Distributor distributes Creation Units for each Fund on an agency basis and does not maintain a secondary market in shares. The Distributor has no role in determining the policies of each Fund or the securities that are purchased or sold by each Fund. The Distributor's principal address is 16 Industrial Blvd, Suite 201, Paoli, Pennsylvania, 19301. The Distributor is an affiliate of the Adviser.

The Board has adopted a Distribution and Service Plan (the "Plan") pursuant to Rule 12b-1 under the 1940 Act. In accordance with the Plan, each Fund is authorized to pay an amount up to 0.25% of its average daily net assets each year for certain distribution-related activities and shareholder services.

No Rule 12b-1 fees are currently paid by the Funds, and there are no plans to impose these fees. However, in the event Rule 12b-1 fees are charged in the future, because the fees are paid out of a Fund's assets, over time these fees will increase the cost of your investment and may cost you more than certain other types of sales charges.

PREMIUM/DISCOUNT INFORMATION

Information regarding how often shares of each Fund traded on the Exchange at a price above (*i.e.*, at a premium) or below (*i.e.*, at a discount) the NAV of the Fund is available in the future on the Funds' website at www.PacerETFs.com.

ADDITIONAL NOTICES

The Funds are not sponsored, endorsed, sold or promoted by FTSE Russell, or any of their respective affiliates or their third party licensors. Neither FTSE Russell nor their third party licensors make any representation or warranty, express or implied, to the owners of the Funds or any member of the public regarding the advisability of investing in securities generally or in the Funds particularly or the ability of the Russell 1000 Index to track general stock market performance. FTSE Russell and their third party licensor's only relationship to IDG is the licensing of certain trademarks, service marks and trade names of FTSE Russell and/or their third party licensors and for the providing of calculation and maintenance services related to the Index. Neither FTSE Russell nor their third party licensors are responsible for and have not participated in the determination of the prices and amount of the Funds or the timing of the issuance or sale of the Funds or in the determination or calculation of the equation by which the Funds are to be converted into cash. FTSE Russell has no obligation or liability in connection with the administration, marketing or trading of the Funds. FTSE Russell and its subsidiaries are not investment advisors. Inclusion of a security or futures contract within an index is not a recommendation by FTSE Russell or its subsidiaries to buy, sell, or hold such security or futures contract, nor is it considered to be investment advice.

NEITHER FTSE RUSSELL NOR THEIR THIRD PARTY LICENSORS GUARANTEE THE ADEQUACY, ACCURACY, TIMELINESS OR COMPLETENESS OF THE RUSSELL 1000 OR ANY DATA INCLUDED THEREIN OR ANY COMMUNICATIONS, INCLUDING BUT NOT LIMITED TO, ORAL OR WRITTEN COMMUNICATIONS (INCLUDING ELECTRONIC COMMUNICATIONS) WITH RESPECT THERETO. FTSE RUSSELL AND THEIR THIRD PARTY LICENSORS SHALL NOT BE SUBJECT TO ANY DAMAGES OR LIABILITY FOR ANY ERRORS, OMISSIONS OR DELAYS THEREIN. FTSE RUSSELL ENTITIES MAKE NO EXPRESS OR IMPLIED WARRANTIES, AND EXPRESSLY DISCLAIM ALL WARRANTIES OF MERCHANTABILITY OR FITNESS FOR A PARTICULAR PURPOSE OR USE WITH RESPECT TO THEIR MARKS, THE RUSSELL 1000 OR ANY DATA INCLUDED THEREIN. WITHOUT LIMITING ANY OF THE

FOREGOING, IN NO EVENT WHATSOEVER SHALL FTSE RUSSELL INDICES ENTITIES OR THEIR THIRD PARTY LICENSORS BE LIABLE FOR ANY INDIRECT, SPECIAL, INCIDENTAL, PUNITIVE OR CONSEQUENTIAL DAMAGES, INCLUDING BUT NOT LIMITED TO, LOSS OF PROFITS, TRADING LOSSES, LOST TIME OR GOODWILL, EVEN IF THEY HAVE BEEN ADVISED OF THE POSSIBILITY OF SUCH DAMAGES, WHETHER IN CONTRACT, TORT, STRICT LIABILITY OR OTHERWISE.

Shares of each Fund are not sponsored, endorsed, or promoted by the Exchange. The Exchange makes no representation or warranty, express or implied, to the owners of the shares of the Funds or any member of the public regarding the ability of the Funds to track the total return performance of the Indexes or the ability of the Indexes identified herein to track stock market performance. The Exchange is not responsible for, nor has it participated in, the determination of the compilation or the calculation of the Indexes, nor in the determination of the timing of, prices of, or quantities of the shares of each Fund to be issued, nor in the determination or calculation of the equation by which the shares are redeemable. The Exchange has no obligation or liability to owners of the shares of each Fund in connection with the administration, marketing, or trading of the shares of each Fund.

The Exchange does not guarantee the accuracy and/or the completeness of the Indexes or the data included therein. The Exchange makes no warranty, express or implied, as to results to be obtained by the Trust on behalf of each Fund, owners of the shares, or any other person or entity from the use of the Index or the data included therein. The Exchange makes no express or implied warranties, and hereby expressly disclaims all warranties of merchantability or fitness for a particular purpose with respect to the Indexes or the data included therein. Without limiting any of the foregoing, in no event shall the Exchange have any liability for any lost profits or indirect, punitive, special, or consequential damages even if notified of the possibility thereof.

The Adviser and each Fund make no representation or warranty, express or implied, to the owners of shares of each Fund or any member of the public regarding the advisability of investing in securities generally or in each Fund particularly. The Adviser has no obligation to take the needs of each Fund or the owners of shares of each Fund into consideration in determining, composing, or calculating each Index.

The Funds are not sponsored, endorsed, sold or promoted by The NASDAQ OMX Group, Inc. or its affiliates (NASDAQ OMX, with its affiliates, are referred to as the "Corporations"). The Corporations have not passed on the legality or suitability of, or the accuracy or adequacy of descriptions and disclosures relating to, the Funds. The Corporations make no representation or warranty, express or implied to the owners of the Funds or any member of the public regarding the advisability of investing in securities generally or in the Funds particularly, or the ability of the Pacer NASDAQ-100 Trendpilot Index or NASDAQ-100® Index to track general market performance. The Corporations' only relationship to Pacer Financial ("Company") is in the licensing of the NASDAQ-100® Index registered trademarks, and certain trade names of the Corporations and the use of the NASDAQ-100® Index and Pacer NASDAQ-100 Trendpilot Index which are determined, composed and calculated by NASDAQ OMX without regard to Company or the Funds. NASDAQ OMX has no obligation to take the needs of the Company or the owners of the Funds into consideration in determining, composing or calculating the NASDAQ-100® Index and Pacer NASDAQ-100 Trendpilot Index. The Corporations are not responsible for and have not participated in the determination of the timing of, prices at, or quantities of the Funds to be issued or in the determination or calculation of the equation by which the Funds are to be converted into cash. The Corporations have no liability in connection with the administration, marketing or trading of the Funds.

THE CORPORATIONS DO NOT GUARANTEE THE ACCURACY AND/OR UNINTERRUPTED CALCULATION OF THE NASDAQ-100® INDEX AND PACER NASDAQ-100 TRENDPILOT INDEX OR ANY DATA INCLUDED THEREIN. THE CORPORATIONS MAKE NO WARRANTY, EXPRESS OR IMPLIED, AS TO RESULTS TO BE OBTAINED BY COMPANY, OWNERS OF THE FUNDS, OR ANY OTHER PERSON OR ENTITY FROM THE USE OF THE NASDAQ-100® INDEX AND PACER NASDAQ-100 TRENDPILOT INDEX OR ANY DATA INCLUDED THEREIN. THE CORPORATIONS MAKE NO EXPRESS OR IMPLIED WARRANTIES, AND EXPRESSLY DISCLAIM ALL WARRANTIES OF MERCHANTABILITY OR FITNESS FOR A PARTICULAR PURPOSE OR USE WITH RESPECT TO THE NASDAQ-100® INDEX AND PACER NASDAQ-100 TRENDPILOT INDEX OR ANY DATA INCLUDED THEREIN. WITHOUT LIMITING ANY OF THE FOREGOING, IN NO EVENT SHALL THE CORPORATIONS HAVE ANY LIABILITY FOR ANY LOST PROFITS OR SPECIAL, INCIDENTAL, PUNITIVE, INDIRECT, OR CONSEQUENTIAL DAMAGES, EVEN IF NOTIFIED OF THE POSSIBILITY OF SUCH DAMAGES.

The Pacer US Small Cap Cash Cows Index (the "Index") is the property of Index Design Group, LLC ("IDG"), which has contracted with S&P Opco, LLC (a subsidiary of S&P Dow Jones Indices LLC) to calculate and maintain the Index. The Index is not sponsored by S&P Dow Jones Indices LLC or its affiliates or its third party licensors, including Standard & Poor's Financial Services LLC and Dow Jones Trademark Holdings LLC (collectively, "S&P Dow Jones Indices"). S&P

Dow Jones Indices will not be liable for any errors or omissions in calculating the Index. “Calculated by S&P Dow Jones Indices” and the related stylized mark(s) are service marks of S&P Dow Jones Indices and have been licensed for use by IDG. S&P® is a registered trademark of Standard & Poor's Financial Services LLC, and Dow Jones® is a registered trademark of Dow Jones Trademark Holdings LLC.

The Pacer US Small Cap Cash Cows 100 ETF based on the Index are not sponsored, endorsed, sold or promoted by S&P Dow Jones Indices. S&P Dow Jones Indices does not make any representation or warranty, express or implied, to the owners of the Pacer US Small Cap Cash Cows 100 ETF or any member of the public regarding the advisability of investing in securities generally or in the Pacer US Small Cap Cash Cows 100 ETF particularly or the ability of the Index to track general market performance. S&P Dow Jones Indices' only relationship to IDG with respect to the Index is the licensing of the [Underlying S&P Index], certain trademarks, service marks and trade names of S&P Dow Jones Indices, and the provision of the calculation services related to the Index. S&P Dow Jones Indices is not responsible for and has not participated in the determination of the prices and amount of the Pacer US Small Cap Cash Cows 100 ETF or the timing of the issuance or sale of the Pacer US Small Cap Cash Cows 100 ETF or in the determination or calculation of the equation by which the Pacer US Small Cap Cash Cows 100 ETF may be converted into cash or other redemption mechanics. S&P Dow Jones Indices has no obligation or liability in connection with the administration, marketing or trading of the Pacer US Small Cap Cash Cows 100 ETF. S&P Dow Jones Indices LLC is not an investment advisor. Inclusion of a security within the Index is not a recommendation by S&P Dow Jones Indices to buy, sell, or hold such security, nor is it investment advice.

S&P DOW JONES INDICES DOES NOT GUARANTEE THE ADEQUACY, ACCURACY, TIMELINESS AND/OR THE COMPLETENESS OF THE INDEX OR ANY DATA RELATED THERETO OR ANY COMMUNICATION WITH RESPECT THERETO, INCLUDING, ORAL, WRITTEN, OR ELECTRONIC COMMUNICATIONS. S&P DOW JONES INDICES SHALL NOT BE SUBJECT TO ANY DAMAGES OR LIABILITY FOR ANY ERRORS, OMISSIONS, OR DELAYS THEREIN. S&P DOW JONES INDICES MAKES NO EXPRESS OR IMPLIED WARRANTIES, AND EXPRESSLY DISCLAIMS ALL WARRANTIES, OF MERCHANTABILITY OR FITNESS FOR A PARTICULAR PURPOSE OR USE OR AS TO RESULTS TO BE OBTAINED BY [LICENSEE], OWNERS OF THE [PRODUCT], OR ANY OTHER PERSON OR ENTITY FROM THE USE OF THE INDEX OR WITH RESPECT TO ANY DATA RELATED THERETO. WITHOUT LIMITING ANY OF THE FOREGOING, IN NO EVENT WHATSOEVER SHALL S&P DOW JONES INDICES BE LIABLE FOR ANY INDIRECT, SPECIAL, INCIDENTAL, PUNITIVE, OR CONSEQUENTIAL DAMAGES, INCLUDING BUT NOT LIMITED TO, LOSS OF PROFITS, TRADING LOSSES, LOST TIME, OR GOODWILL, EVEN IF THEY HAVE BEEN ADVISED OF THE POSSIBILITY OF SUCH DAMAGES, WHETHER IN CONTRACT, TORT, STRICT LIABILITY, OR OTHERWISE.

FINANCIAL HIGHLIGHTS

The financial highlights tables are intended to help you understand each Fund's financial performance for the period of each Fund's operations. Certain information reflects financial results for a single Fund share. The total returns in the table represent the rate that an investor would have earned or lost on an investment in the applicable Fund (assuming reinvestment of all dividends and distributions). This information has been audited by Sanville & Company, the Funds' independent registered public accounting firm, whose report, along with the Funds' financial statements, is included in the Funds' annual report, which is available upon request. No financial information has been included for the Pacer Autopilot Hedged European Index ETF, Pacer US Export Leaders ETF, Pacer International Export Leaders ETF, Pacer Developed Markets International Cash Cows 100 ETF, and Pacer US Small Cap Cash Cows 100 ETF because such Funds were not in operation as of April 30, 2017.

Pacer Trendpilot™ 750 ETF

FINANCIAL HIGHLIGHTS

For a capital share outstanding throughout the year/period

	For the Year Ended April 30, 2017	Period Ended April 30, 2016⁽¹⁾
Net Asset Value, Beginning of Period	\$21.88	\$25.00
INCOME (LOSS) FROM INVESTMENT OPERATIONS:		
Net Investment Income ⁽²⁾	0.34	0.13
Net Realized and Unrealized Gain (Loss) on Investments	3.52	(3.15)
Total from Investment Operations	3.86	(3.02)
LESS DISTRIBUTIONS:		
From Net Investment Income	(0.26)	(0.10)
Total Distributions	(0.26)	(0.10)
Net Asset Value, End of Period	\$25.48	\$21.88
Total Return	17.72%	-12.10% ⁽³⁾
SUPPLEMENTAL DATA:		
Net Assets at End of Period (000's)	\$456,180	\$365,448
RATIOS TO AVERAGE NET ASSETS:		
Expenses to Average Net Assets	0.60%	0.60% ⁽⁴⁾
Net Investment Income to Average Net Assets	1.44%	0.62% ⁽⁴⁾
Portfolio Turnover Rate ⁽⁵⁾	7%	317% ⁽³⁾

(1) Commencement of operations on June 11, 2015.

(2) Calculated based on average shares outstanding during the period.

(3) Not annualized.

(4) Annualized.

(5) Excluded impact of in-kind transactions.

Pacer Trendpilot™ 450 ETF

FINANCIAL HIGHLIGHTS

For a capital share outstanding throughout the year/period

	For the Year Ended April 30, 2017	Period Ended April 30, 2016⁽¹⁾
Net Asset Value, Beginning of Period	\$23.78	\$25.00
INCOME (LOSS) FROM INVESTMENT OPERATIONS:		
Net Investment Income (Loss) ⁽²⁾	0.27	(0.04)
Net Realized and Unrealized Gain (Loss) on Investments	4.13	(1.16)
Total from Investment Operations	4.40	(1.20)
LESS DISTRIBUTIONS:		
From Net Investment Income	(0.18)	—
From Return of Capital	—	(0.02)
Total Distributions	(0.18)	(0.02)
Net Asset Value, End of Period	\$28.00	\$23.78
Total Return	18.54%	-4.82% ⁽³⁾
SUPPLEMENTAL DATA:		
Net Assets at End of Period (000's)	\$281,430	\$149,808
RATIOS TO AVERAGE NET ASSETS:		
Expenses to Average Net Assets	0.60%	0.60% ⁽⁴⁾
Net Investment Income (Loss) to Average Net Assets	1.02%	-0.17% ⁽⁴⁾
Portfolio Turnover Rate ⁽⁵⁾	27%	379% ⁽³⁾

- (1) Commencement of operations on June 11, 2015.
- (2) Calculated based on average shares outstanding during the period.
- (3) Not annualized.
- (4) Annualized.
- (5) Excluded impact of in-kind transactions.

Pacer Trendpilot™ 100 ETF

FINANCIAL HIGHLIGHTS

For a capital share outstanding throughout the year/period

	For the Year Ended <u>April 30, 2017</u>	Period Ended <u>April 30, 2016</u>⁽¹⁾
Net Asset Value, Beginning of Period	\$21.44	\$25.00
INCOME (LOSS) FROM INVESTMENT OPERATIONS:		
Net Investment Income ⁽²⁾	0.11	0.04
Net Realized and Unrealized		
Gain (Loss) on Investments	4.84	(3.55)
Total from Investment Operations	4.95	(3.51)
LESS DISTRIBUTIONS		
From Net Investment Income	(0.07)	(0.05)
Total Distributions	(0.07)	(0.05)
Net Asset Value, End of Period	\$26.32	\$21.44
Total Return	23.11%	-14.04% ⁽³⁾
SUPPLEMENTAL DATA:		
Net Assets at End of Period (000's)	\$73,696	\$69,689
RATIOS TO AVERAGE NET ASSETS:		
Expenses to Average Net Assets	0.65%	0.65% ⁽⁴⁾
Net Investment Income to Average Net Assets	0.46%	0.18% ⁽⁴⁾
Portfolio Turnover Rate ⁽⁵⁾	125%	295% ⁽³⁾

(1) Commencement of operations on June 11, 2015.

(2) Calculated based on average shares outstanding during the period.

(3) Not annualized.

(4) Annualized.

(5) Excluded impact of in-kind transactions.

Pacer Trendpilot™ European Index ETF

FINANCIAL HIGHLIGHTS

For a capital share outstanding throughout the year/period

	For the Year Ended April 30, 2017	Period Ended April 30, 2016⁽¹⁾
Net Asset Value, Beginning of Period	\$24.97	\$25.00
INCOME (LOSS) FROM INVESTMENT OPERATIONS:		
Net Investment Gain (Loss) ⁽²⁾	0.18	(0.04)
Net Realized and Unrealized		
Gain (Loss) on Investments	1.88 ⁽³⁾	0.01
Total from Investment Operations	2.06	(0.03)
Net Asset Value, End of Period	\$27.03	\$24.97
Total Return	8.25% ⁽⁵⁾	-0.13% ⁽⁴⁾
SUPPLEMENTAL DATA:		
Net Assets at End of Period (000's)	\$31,081	\$22,470
RATIOS TO AVERAGE NET ASSETS:		
Expenses to Average Net Assets	0.65%	0.65% ⁽⁶⁾
Net Investment Income (Loss) to Average Net Assets	0.77%	-0.39% ⁽⁶⁾
Portfolio Turnover Rate ⁽⁷⁾	143%	0% ⁽⁴⁾

(1) Commencement of operations on December 14, 2015.

(2) Calculated based on average shares outstanding during the period.

(3) Includes \$0.41 gain derived from contribution from a settlement. During the fiscal year ended April 30, 2017, Pacer Trendpilot™ European Index ETF accepted a cash contribution in the amount of \$409,837 to reimburse the Fund from prior securities transactions.

(4) Not annualized.

(5) Before the contribution from a settlement, the total return for the year would have been 6.60%. During the fiscal year ended April 30, 2017, Pacer Trendpilot™ European Index ETF accepted a cash contribution in the amount of \$409,837 to reimburse the Fund from prior securities transactions.

(6) Annualized.

(7) Excluded impact of in-kind transactions.

Pacer Global Cash Cows Dividend ETF

FINANCIAL HIGHLIGHTS

For a capital share outstanding throughout the year/period

	For the Year Ended April 30, 2017	Period Ended April 30, 2016⁽¹⁾
Net Asset Value, Beginning of Period	\$27.16	\$25.00
INCOME FROM		
INVESTMENT OPERATIONS:		
Net Investment Income ⁽²⁾	0.88	0.23
Net Realized and Unrealized		
Gain on Investments	1.26	1.93
Total from Investment Operations	2.14	2.16
LESS DISTRIBUTIONS		
From Net Investment Income	(0.70)	—
Total Distributions	(0.70)	—
Net Asset Value, End of Period	\$28.60	\$27.16
Total Return	8.03%	8.64% ⁽³⁾
SUPPLEMENTAL DATA:		
Net Assets at End of Period (000's)	\$70,059	\$5,432
RATIOS TO AVERAGE NET ASSETS:		
Expenses to Average Net Assets	0.60%	0.60% ⁽⁴⁾
Net Investment Income to Average Net Assets	3.19%	4.63% ⁽⁴⁾
Portfolio Turnover Rate ⁽⁵⁾	44%	0% ⁽³⁾

(1) Commencement of operations on February 22, 2016.

(2) Calculated based on average shares outstanding during the period.

(3) Not annualized.

(4) Annualized.

(5) Excluded impact of in-kind transactions.

Pacer US Cash Cows 100 ETF

FINANCIAL HIGHLIGHTS

For a capital share outstanding throughout the period

	Period Ended April 30, 2017⁽¹⁾
Net Asset Value, Beginning of Period	\$25.00
INCOME FROM INVESTMENT OPERATIONS:	
Net Investment Income ⁽²⁾	0.13
Net Realized and Unrealized Gain on Investments	1.09
Total from Investment Operations	1.22
LESS DISTRIBUTIONS	
From Net Investment Income	(0.09)
Total Distributions	(0.09)
Net Asset Value, End of Period	\$26.13
Total Return	4.87% ⁽³⁾
SUPPLEMENTAL DATA:	
Net Assets at End of Period (000's)	\$11,759
RATIOS TO AVERAGE NET ASSETS:	
Expenses to Average Net Assets	0.49% ⁽⁴⁾
Net Investment Income to Average Net Assets	1.37% ⁽⁴⁾
Portfolio Turnover Rate ⁽⁵⁾	36% ⁽³⁾

- (1) Commencement of operations on December 16, 2016.
- (2) Calculated based on average shares outstanding during the period.
- (3) Not annualized.
- (4) Annualized.
- (5) Excluded impact of in-kind transactions.



Adviser	Pacer Advisors, Inc. 16 Industrial Blvd, Suite 201 Paoli, Pennsylvania 19301	Distributor	Pacer Financial, Inc. 16 Industrial Blvd, Suite 201 Paoli, Pennsylvania 19301
Custodian	U.S. Bank National Association 1555 N. Rivercenter Dr. Milwaukee, Wisconsin 53212	Fund Accountant, Administrator and Transfer Agent	U.S. Bancorp Fund Services, LLC 615 East Michigan Street Milwaukee, Wisconsin 53202
Independent Registered Public Accounting Firm	Sanville & Company 1514 Old York Rd Abington, PA 19001	Legal Counsel	DLA Piper LLP One Liberty Place 1650 Market Street, Suite 4900 Philadelphia, Pennsylvania 19103

The Trust's current SAI provides additional detailed information about each Fund. A current SAI dated August 31, 2017 is on file with the SEC and is herein incorporated by reference into this Prospectus.

Additional information about each Fund's investments is available in the Funds' annual and semi-annual reports to shareholders (when available). In the annual report you will find a discussion of the market conditions and investment strategies that significantly affected each Fund's performance after the first fiscal year each Fund is in operation.

To make shareholder inquiries, for more detailed information on each Fund, or to request the SAI or annual or semi-annual shareholder reports (once available) free of charge, please:

Call: 1-800-617-0004
Monday through Friday
8:00 a.m. – 5:00 p.m. (Central time)

Write: Pacer Funds Trust, (Name of Fund)
c/o U.S. Bancorp Fund Services, LLC
P.O. Box 701
Milwaukee, Wisconsin 53202

Visit: www.pacerefts.com

Information about each Fund (including the SAI) can be reviewed and copied at the SEC's Public Reference Room in Washington, D.C., and information on the operation of the Public Reference Room may be obtained by calling the SEC at 1-202-551-8090. Reports and other information about each Fund are available on the EDGAR Database on the SEC's Internet site at www.sec.gov, and copies of this information may be obtained, after paying a duplicating fee, by electronic request at the following e-mail address: publicinfo@sec.gov, or by writing the SEC's Public Reference Section, Washington, D.C. 20549-1520.

No person is authorized to give any information or to make any representations about each Fund and its shares not contained in this Prospectus and you should not rely on any other information. Read and keep this Prospectus for future reference.

(The Trust's SEC Investment Company Act file number is 811-23024)