



PALC

Pacer Lunt Large Cap Multi-Factor Alternator ETF

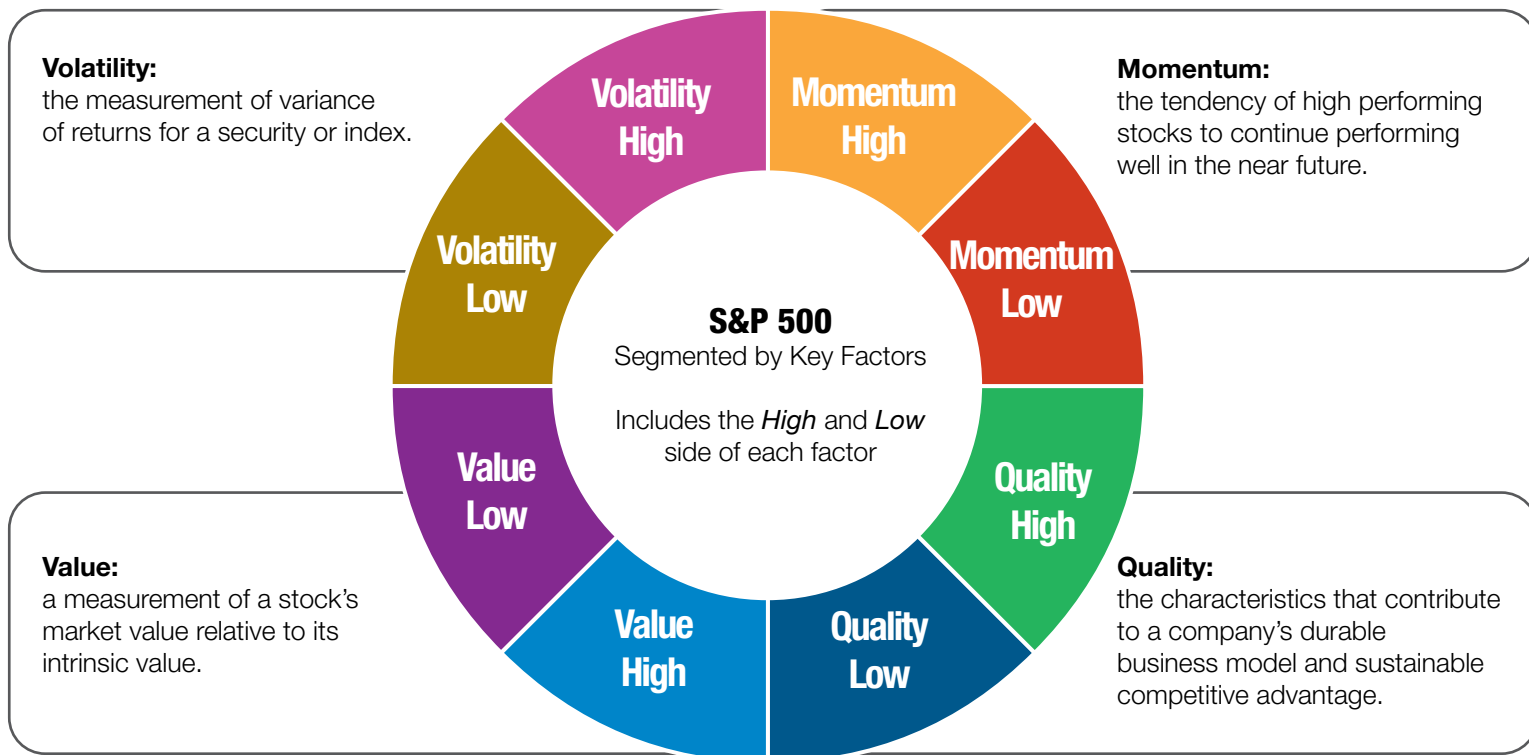
A strategy driven exchange traded fund that aims to provide capital appreciation over time by rotating among momentum, quality, value and volatility factors within S&P 500 companies.

STRATEGY OVERVIEW

An objective, rules-based strategy that is re-evaluated monthly for performance based on the high and low sides of four key factors.

WHAT IS A FACTOR?

A factor is an attribute that can help explain the long-term risks and returns of an asset. Factors can be divided into both high and low factors.



Each factor shown is based on an S&P sub-index. Each index is owned and calculated by S&P.



LUNT CAPITAL U.S. LARGE CAP MULTI-FACTOR ROTATION INDEX

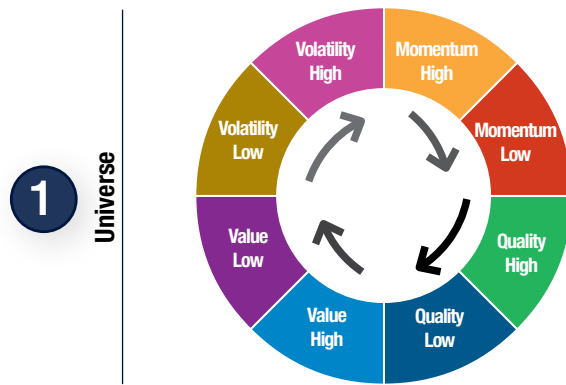
ABOUT THE STRATEGY

Lunt Capital U.S. Large Cap Multi-Factor Rotation Strategy Overview

The strategy aims to measure the performance of the highest and lowest quintiles of each factor within the S&P 500 Index, on a monthly basis, and rotates to the two factors with the strongest relative strength. The index is weighted by factor.

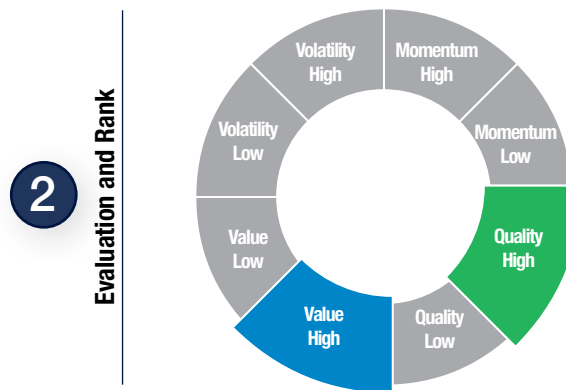
STEP 1: SEGMENT UNIVERSE BY FACTOR

The S&P 500 represents the investment universe for this strategy. S&P Dow Jones calculates high and low factor values for index constituents and rank orders stocks by 1) momentum, 2) quality, 3) value, and 4) volatility.



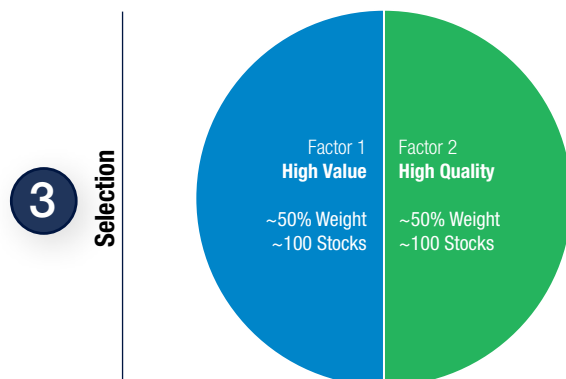
STEP 2: EVALUATE AND RANK FACTOR PAIRS

Lunt Capital applies proprietary, factor rotation rules to each pair of S&P factors to determine which side (i.e. high or low) is exhibiting stronger risk-adjusted relative strength in each factor. Then the top factors from each factor pair are ranked against each other.



STEP 3: SELECT FAVORED FACTORS

The two factors with the highest rank are selected for inclusion in the index. The index always holds two of the eight possible factors, but will not hold both sides of a factor at any given time.



STEP 4: MONTHLY RE-EVALUATION

Factor pairs are evaluated monthly for potential changes. While components are evaluated monthly, rotations only occur when triggered by the rules.



ABOUT THE FUND

Pacer Lunt Large Cap Multi-Factor Alternator ETF

The Pacer Lunt Large Cap Multi-Factor Alternator ETF (the “Fund”) is an exchange traded fund (“ETF”) that seeks to track the total return performance, before fees and expenses, of the Lunt Capital U.S. Large Cap Multi-Factor Rotation Index (the “Index”).

Fund Details		Performance ¹ (%)	Since Fund Inception (6/24/20)	YTD	1 Month	3 Month	1 Year
NAV	\$24.84	Pacer Lunt Large Cap Multi-Factor Alternator ETF NAV	1.73	N/A	N/A	N/A	N/A
Fund Ticker	PALC	Pacer Lunt Large Cap Multi-Factor Alternator ETF Market Price	1.79	N/A	N/A	N/A	N/A
Index	Lunt Capital U.S. Large Cap Multi-Factor Rotation Index	Lunt Capital U.S. Large Cap Multi-Factor Rotation Index	1.74	4.66	3.40	23.41	11.66
Benchmark Index	S&P 500 Index	S&P 500 Index	1.66	-3.08	1.99	20.54	7.51

Source: US Bank and S&P. This is a new Fund and therefore has limited performance to report. Performance quoted represents past performance and does not guarantee future results. Investment return and principal value will fluctuate, so shares may be worth more or less when redeemed or sold. Current performance may be lower or higher than the performance quoted. Visit www.paceretfs.com for the most recent month-end performance. Index returns are for illustrative purposes only. Index performance does not reflect any management fees, transaction costs or expenses. You cannot invest directly in an index.

LUNT CAPITAL U.S. LARGE CAP MULTI-FACTOR ROTATION INDEX²

Top 10 Holdings

Company	Weight (%)
Apple Inc.	7.61
Microsoft Corporation	7.13
Procter & Gamble Company	4.36
Visa Inc. Class A	4.31
NVIDIA Corporation	3.48
Mastercard Incorporated Class A	3.43
Amazon.com, Inc.	2.91
Adobe Inc.	2.74
Facebook, Inc. Class A	2.68
American Tower Corporation	1.76
Total	40.41

Sector Breakdown

Sector	Weight (%)
Information Technology	43.30
Health Care	10.55
Consumer Staples	10.38
Consumer Discretionary	9.94
Communication Services	7.11
Real Estate	5.34
Financials	3.97
Industrials	3.85
Utilities	3.39
Materials	1.79
Energy	0.38
Total	100.00

*Source: S&P, Lunt and FactSet. ETF implied liquidity is a representation of how many shares can potentially be traded daily in an ETF as portrayed by the creation unit. This is defined as the smallest value of the IDTS (Implied Daily Tradable Shares) for each holding in the creation unit.

⁽¹⁾Returns less than one year are cumulative.

⁽²⁾S&P, Lunt and Factset

NAV (net asset value) is the value of one share of the Fund calculated daily. The NAV return is based on the NAV of the Fund. It may not reflect the actual return for the investor.

Market Price is the price investors can buy and sell ETF shares for in the stock market and is used to calculate market return. It is based on the price at the NYSE exchange market close. This is when NAV is determined for most ETFs. If shares trade at another time, the return may differ. Market and NAV returns assume that dividends and capital gain distributions have been reinvested in the Fund at market price and NAV, respectively.



PACER CUSTOM SERIES: ALTERNATOR

Pacer Lunt Large Cap Multi-Factor Alternator ETF

Before investing you should carefully consider the Fund's investment objectives, risks, charges, and expenses. This and other information is in the prospectus. A copy may be obtained by visiting www.paceretfs.com or calling 1-877-337-0500. Please read the prospectus carefully before investing.

An investment in the Funds is subject to investment risk, including the possible loss of principal. Pacer ETF shares may be bought and sold on an exchange through a brokerage account. Brokerage commissions and ETF expenses will reduce investment returns. There can be no assurance that an active trading market for ETF shares will be developed or maintained. The risks associated with this fund are detailed in the prospectus and could include factors such as alternator strategy risk, calculation methodology risk, equity market risk, ETF risks, high portfolio turnover risk, large capitalization investing risk, new fund risk, non-diversification risk, passive investment risk, sector risk, tracking error risk and/or special risks of exchange traded funds.

The Lunt Capital U.S. Large Cap Multi-Factor Rotation Index (the "Index") is a service mark of Lunt Capital Management, Inc. and has been licensed for use by Pacer Advisors, Inc. The Product is not sponsored, endorsed, sold, or promoted by Lunt Capital Management, Inc. and Lunt Capital Management, Inc. makes no representation regarding the advisability of investing in the Product. The Index is the property of Lunt Capital Management, Inc., which has contracted with S&P Opco, LLC (a subsidiary of S&P Dow Jones Indices LLC) to calculate and maintain the Index. The Index is not sponsored by S&P Dow Jones Indices or its affiliates or its third party licensors (collectively, "S&P Dow Jones Indices"). S&P Dow Jones Indices will not be liable for any errors or omissions in calculating the Index. "Calculated by S&P Dow Jones Indices" and the related stylized mark(s) are service marks of S&P Dow Jones Indices and have been licensed for use by Lunt Capital Management, Inc. S&P® is a registered trademark of Standard & Poor's Financial Services LLC ("SPFS"), and Dow Jones® is a registered trademark of Dow Jones Trademark Holdings LLC ("Dow Jones").

The S&P 500® Index is a popular gauge of large-cap U.S. equities and includes 500 leading companies, capturing approximately 80% coverage of available market capitalization.

© 2020, Pacer Financial, Inc., All rights reserved.

Distributor: Pacer Financial, Inc., member FINRA, SIPC, an affiliate of Pacer Advisors, Inc.

NOT FDIC INSURED | MAY LOSE VALUE | NOT BANK GUARANTEED



PACER ETFs

877-337-0500 • www.paceretfs.com